

CCGI Regional Partnership: CSUCI

Districts in Santa Barbara & Ventura Counties

October 21, 2024



CALIFORNIA
COLLEGES *.edu*



The Official College & Career Planning
Platform of the State of California



**Selma
Gonzalez**
Director



**Doris
Lee**
Senior Manager



Today's Goals

1

Highlight Santa Maria Joint Union HSD's experiences as a CaliforniaColleges.edu Partner District

2

Break out into two sessions:
1) College Integrations
2) Overview CaliforniaColleges.edu

3

Connect and collaborate with other districts.





CALIFORNIA
COLLEGES.edu
DISCOVER. PLAN. LAUNCH.

The Tools on CaliforniaColleges.edu



The State of California's official college and career planning platform

We provide students with:



Career Exploration

College and Major Search

CSU and UC Eligibility Tools

Financial Aid Lessons

College and Financial Aid Application Integrations

We provide educators with:



Data Alignment Support

A-G Progress Monitoring

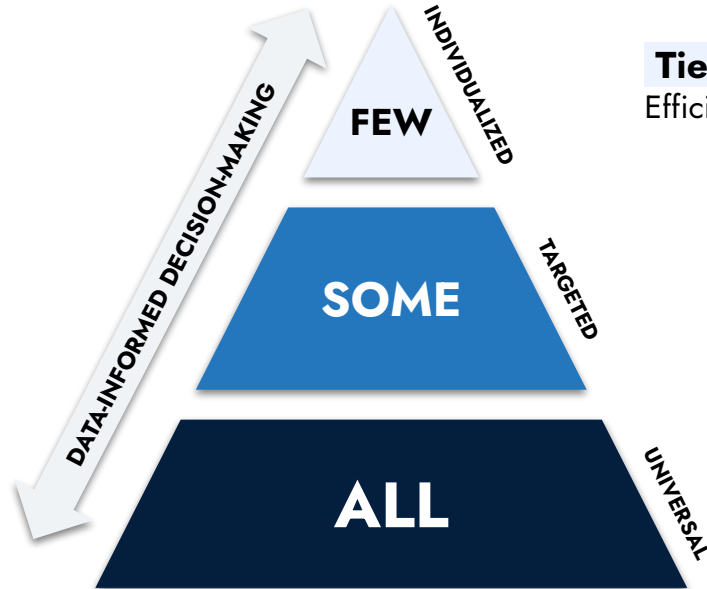
College and Financial Aid Application Tracking

Reporting Tools to Support Timely and Intentional Intervention



Within a MTSS Framework

CaliforniaColleges.edu can be leveraged to support Tier 1 learning for all students, while increasing efficiency and ability for educators to strategically intervene with those who need support at Tier 2 and 3.



Tier 3 – Intensive Interventions

Efficiencies at Tier 1 and 2, free time for educators to provide 1:1 support.

Tier 2 – Targeted Interventions

Educator tools and reports on CaliforniaColleges.edu allow for targeted interventions with individuals or groups of students.

Tier 1 – Universal Interventions

CaliforniaColleges.edu is the state’s official college and career planning platform, designed for all 6th-12th grade students.

Insights from Santa Maria Joint Union HSD



CALIFORNIA
COLLEGES *.edu*



The Official College & Career Planning
Platform of the State of California



CALIFORNIA
COLLEGES.edu
DISCOVER. PLAN. LAUNCH.

Santa Maria Joint Union High School District

Demographic data:

- ▶ **Student Enrollment:** 9297
 - 89% Hispanic
 - 7% White
 - 2.5% 2+ Races
 - 1.5% Filipino
 - 81% Low Income
 - 21% English Learners
 - 12% Students with Disabilities
- ▶ **Schools**
 - 3 Comprehensive High Schools
 - 1 Alternative Education School
 - 4 College and Career Specialists
- ▶ **Partnership**
 - Mou Executed Jan. 2023
 - "Go Live" date 9/28/23



Jose Pereyra
Director of Wellness Services



Savanna Sustaita
Counselor

Questions?



CALIFORNIA
COLLEGES *.edu*




The Official College & Career Planning
Platform of the State of California

College Integration Tools



Partner Districts with Live Data

Overview- Exploration



Non-Partner Districts

**Partner Districts Data
Onboarding**




CALIFORNIA
COLLEGES.edu
DISCOVER. PLAN. LAUNCH.

Training Sessions

College Integration Tools



Overview- Exploration



Partner Districts with Live Data

- ▶ Conejo Valley Unified School District
- ▶ Oxnard Union High School District
- ▶ Santa Maria Unified School District
- ▶ Ventura Unified School District

Partner Districts in Data Onboarding

- ▶ Fillmore Unified School District
- ▶ Moorpark Unified School District
- ▶ Santa Barbara Unified School District
- ▶ Santa Paula Unified School District

Non-Partner Districts

- ▶ Los Angeles Unified School District
- ▶ Las Virgenes Unified School District
- ▶ Simi Valley Unified School District
- ▶ Ventura County Office of Education

College Application Integration



CALIFORNIA
COLLEGES *.edu*



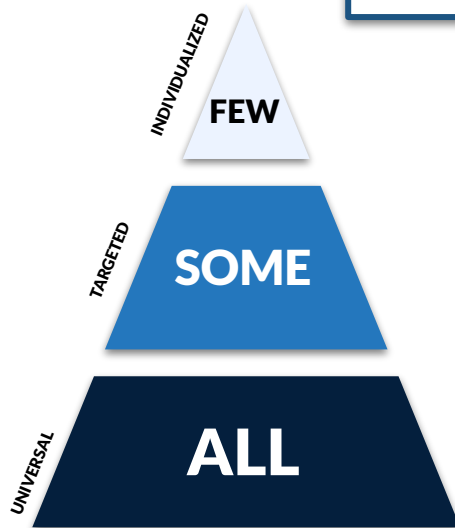
The Official College & Career Planning
Platform of the State of California



Within the MTSS Framework

Tier 3 – Intensive Interventions

Efficiencies at Tier 1 and 2 free time for educators to provide 1:1 support.



Tier 2 – Targeted Interventions & Programming

- ▶ Use reports to target eligible students who have not started or completed applications during application windows
- ▶ Invite targeted students and/or families to application workshops
- ▶ Call in targeted students to provide application support in groups

Tier 1 – Universal Interventions

- ▶ Guide seniors to log in and teach them how to launch applications in classroom presentations
- ▶ Send tutorial instructions to all senior families via newsletter or communication platform

Tier 1: Lessons & Tools For All Students



CALIFORNIA
COLLEGES *.edu*



The Official College & Career Planning
Platform of the State of California

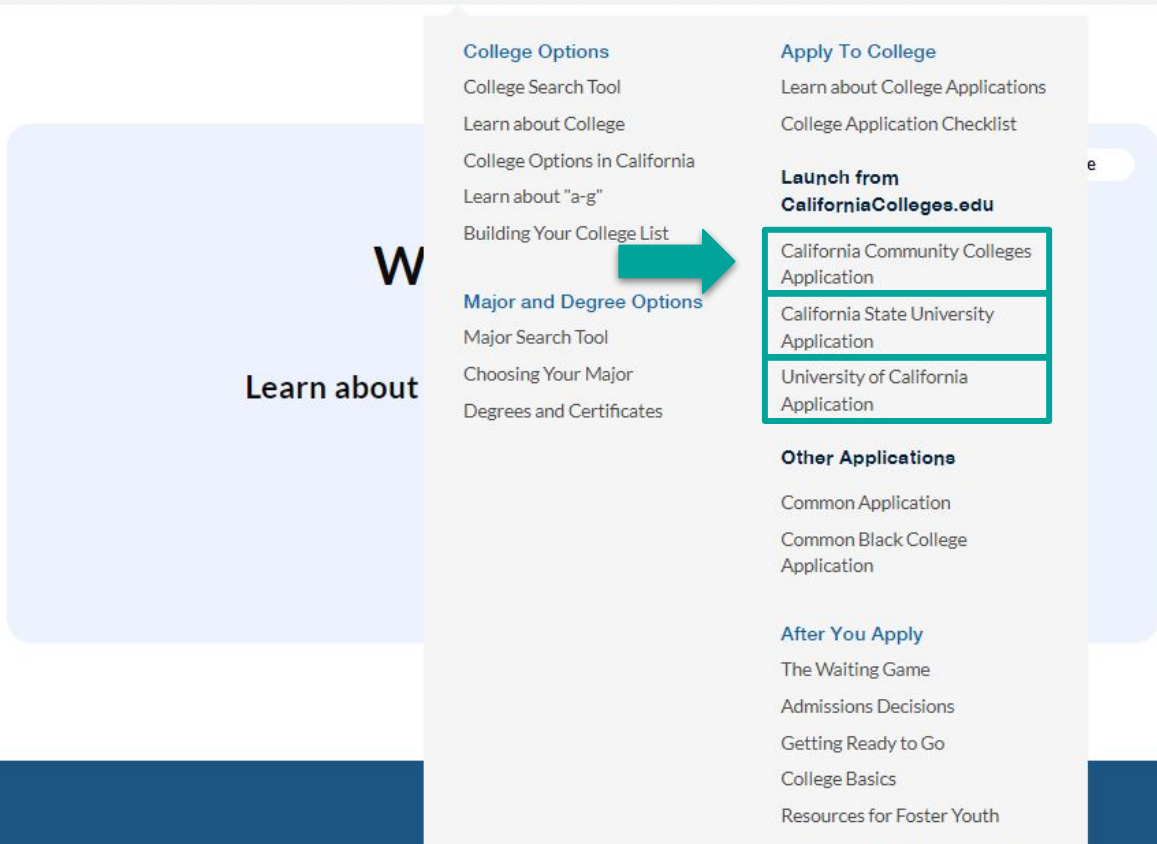
ALL

UNIVERSAL



Easy-to-Find Application Launch

- ▶ Launch an application from the College tab at the top of the page.
- ▶ Additional application launch links throughout the platform.



The screenshot shows the website's navigation bar with the 'College' tab highlighted. A dropdown menu is open, displaying several categories of links. A large blue box labeled 'Learn about' is positioned over the 'College Options' section. A green arrow points from the 'Building Your College List' link to the 'Launch from CaliforniaColleges.edu' section, which contains three application launch links: 'California Community Colleges Application', 'California State University Application', and 'University of California Application'. Other sections include 'Major and Degree Options', 'Other Applications', and 'After You Apply'.

Learn about

College Options

- College Search Tool
- Learn about College
- College Options in California
- Learn about "a-g"
- Building Your College List

Major and Degree Options

- Major Search Tool
- Choosing Your Major
- Degrees and Certificates

Apply To College

- Learn about College Applications
- College Application Checklist

Launch from CaliforniaColleges.edu

- California Community Colleges Application
- California State University Application
- University of California Application

Other Applications

- Common Application
- Common Black College Application

After You Apply

- The Waiting Game
- Admissions Decisions
- Getting Ready to Go
- College Basics
- Resources for Foster Youth

Cal State Apply: Launch Your Application, Link Your Account, and Import Your Courses and Grades



CALIFORNIA
COLLEGES *.edu*



The Official College & Career Planning
Platform of the State of California



Step 2: Link Your Account

You are launching your Cal State Apply application. By launching your application from CaliforniaColleges.edu, you are linking your CaliforniaColleges.edu account with your Cal State Apply account.

To complete linking your accounts, click continue below. Once on Cal State Apply either sign in to or create your Cal State Apply account.

Once in the application, you have the opportunity to transfer coursework from CaliforniaColleges.edu to your CSU application. To do this, go to the My Application page, select the box titled Academic History, and then go to the High School Attended section. Look for the CaliforniaColleges.edu logo and follow the instructions provided.

Cancel

Confirm

- ▶ **Select Confirm** to be taken to Cal State Apply.

APPLY

Welcome to The California State University

Thank you for your interest in The California State University. You can apply for the 2020-2021 cycle here, including Fall 2020, Winter 2021, Spring 2021, and Summer 2021. Take time to acquaint yourself with the application and instructional resources available. You can access your application and change your answers prior to submission by using your login credentials from any computer with internet access. Visit this [link](#) for browser requirements. For applicant support during the application process, contact us directly at 857-304-2087.

If you are interested in applying to a prior term, such as Winter 2020, Spring 2020, or Summer 2020.

Sign in with your username and password below. First time here? Select Create an Account to get started.

Username

Password

Sign In

Create an Account

[Forgot your username or password?](#)

- ▶ **Sign In** with your Cal State Apply account OR **Create an Account** (first-time application launches).



Step 3: Import Your Courses and Grades

High Schools Attended

Please add information about your high school(s) attended, including where you have obtained or will obtain your diploma (if applicable).
For more detailed instructions, please refer to the [Freshman Coursework Entry Guide](#).

* Indicates required field



California residents, use your CaliforniaColleges.edu account to add High School transcript information to your application

My High Schools

+ Add High School

Show Me How

- ▶ Select **Academic History** then **High Schools Attended**.
- ▶ Select **Show Me How**.



CaliforniaColleges.edu

This service will allow you to add your CaliforniaColleges.edu information to your application.

Import

When performing this action, we'll replace your application transcript information with your current CaliforniaColleges.edu. As a result, any changes you've made to the following sections will be replaced:

- High Schools Attended
- High School Coursework
- Statewide Identification Number (SSID)

- ▶ Select **Import**.

Supporting Your Students: Which Courses Will Import Into Cal State Apply and the UC Application?



CALIFORNIA
COLLEGES *.edu*

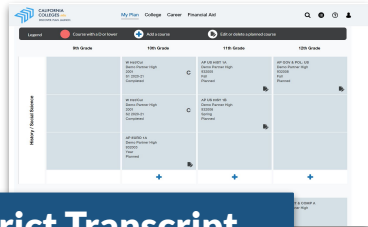


The Official College & Career Planning
Platform of the State of California

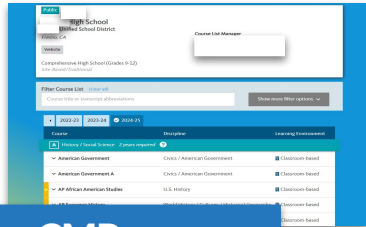


CALIFORNIA COLLEGES.edu
DISCOVER. PLAN. LAUNCH.

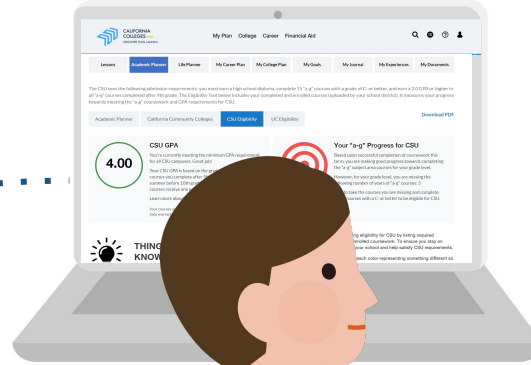
The CSU and UC Eligibility Tools



District Transcript



CMP




The CSU and UC Eligibility Tools

A helpful guide for how courses will import.

- ▶ Found in:
 - Academic Planner
 - CSU or UC Eligibility Tool Tab

Academic Planner
CCCs
CSU Eligibility
UC Eligibility
CSU Application Info
UC Application Info



● Verified "a-g" course with a grade of C- or better

● Verified "a-g" course with a grade of D or lower

● Not a verified "a-g" course

● Course listed as "a-g" by school, but not found in UC CMP database

● Enrolled or planned courses

✓ Subject area has been satisfied

	9th Grade	10th Grade	11th Grade	12th Grade
F. Visual & Performing Arts 1 year required 0.5 years completed	<div style="background-color: green; color: white; padding: 5px; margin-bottom: 5px;"> MultimediaDsgn S1 2019-20 <i>Completed</i> A </div> <div style="background-color: red; color: white; padding: 5px;"> MultimediaDsgn S2 2019-20 <i>Completed</i> D </div>			
G. College-Preparatory Elective 1 year required 1 year completed			<div style="background-color: green; color: white; padding: 5px; margin-bottom: 5px;"> Psychology S1 2021-22 <i>Completed</i> A </div> <div style="background-color: green; color: white; padding: 5px;"> Sociology S2 2021-22 <i>Completed</i> A </div>	
Additional Coursework Unmatched "a-g" Courses Other High School Graduation Requirements Community College Preparatory Courses CTE Pathways Courses	<div style="background-color: gray; color: white; padding: 5px; margin-bottom: 5px;"> Physical Education S1 2019-20 <i>Completed</i> A </div> <div style="background-color: gray; color: white; padding: 5px;"> Physical Education S2 2019-20 <i>Completed</i> A </div>		<div style="background-color: yellow; color: white; padding: 5px; margin-bottom: 5px;"> Basic English Lit III S1 2021-22 <i>Completed</i> A </div> <div style="background-color: yellow; color: white; padding: 5px;"> Basic English Lit III S2 2021-22 <i>Completed</i> A </div>	



UC & CSU: Courses that WILL Import

CMP-verified courses appear in **Green** , **Red** , and **Light Blue**  (Enrolled or Planned)

Academic Planner CCCs CSU Eligibility **UC Eligibility** CSU Application Info UC Application Info

● *Verified "a-g" course with a grade of C- or better*
● *Verified "a-g" course with a grade of D or lower*
● *Enrolled or planned courses*
✓ *Subject area has been satisfied*







<p>C. Mathematics</p> <p>4 years recommended 3 years required 3.5 years completed</p> <p style="color: green; font-size: 24px; text-align: center;">✓</p> <p>Higher level courses have satisfied some lower courses.</p>	<p>MATH I A S1 2020-21 <i>Completed</i></p> <p style="text-align: right; font-weight: bold; color: white;">C</p>	<p>MATH II A S1 2021-22 <i>Completed</i></p> <p style="text-align: right; font-weight: bold; color: white;">D</p>	<p>OLR MATH I B SS2 2021-22 <i>Completed</i></p> <p style="text-align: right; font-weight: bold; color: white;">C</p>	<p>MRWC A S1 2023-24 <i>Enrolled</i></p>
	<p>MATH II B S2 2021-22 <i>Completed</i></p> <p style="text-align: right; font-weight: bold; color: white;">C</p>	<p>MATH III A S1 2022-23 <i>Completed</i></p> <p style="text-align: right; font-weight: bold; color: white;">B+</p>		
	<p>MATH III B S2 2022-23 <i>Completed</i></p> <p style="text-align: right; font-weight: bold; color: white;">A</p>			

← All Green, Red, and Light Blue courses will import.



CSU & UC: Yellow Courses Require Action!

Courses appearing in Yellow  were indicated by the district as an A-G course, but could not be matched against the CMP.

Academic Planner	CCCs	CSU Eligibility	UC Eligibility	CSU Application Info	UC Application Info						
<p> Verified "a-g" course with a grade of C- or better</p> <p> Verified "a-g" course with a grade of D or lower</p> <p> Not a verified "a-g" course</p> <p> Course listed as "a-g" by school, but not found in UC CMP database</p> <p> Enrolled or planned courses</p> <p> Subject area has been satisfied</p>											
9th Grade		10th Grade		11th Grade		12th Grade					
Additional Coursework Unmatched "a-g" Courses Other High School Graduation Requirements Community College Preparatory Courses CTE Pathways Courses				<table border="1"><tr><td>Enatomy 1 S1 2015-16 Completed</td><td>A</td></tr><tr><td>Enatomy 1 S2 2015-16 Completed</td><td>A</td></tr></table>		Enatomy 1 S1 2015-16 Completed	A	Enatomy 1 S2 2015-16 Completed	A		
Enatomy 1 S1 2015-16 Completed	A										
Enatomy 1 S2 2015-16 Completed	A										

Courses that appear in **Yellow** will require action in both applications.



Yellow Course Action Steps

Application	Yellow Course Action Steps
CAL STATE APPLY	<p>Some Courses Will Import:</p> <ul style="list-style-type: none">• Some <i>will not</i> import, and will require manual entry as applicable• Some <i>will</i> import and require A-G matching <p>Review all yellow courses and take actions to ensure they are entered properly.</p>
UNIVERSITY OF CALIFORNIA	<p>None of these courses will import.</p> <p>Add all yellow courses manually, as appropriate.</p>



Finding the CSU and UC Application Info Tabs

- ▶ Navigate to the Academic Planner
- ▶ Click the CSU Application Info or UC Application Info tab

Academic Plan

Keep track of your completed classes, grades earned, and also plan for high school classes using your Academic Plan.



Academic Planner

Life Planner

My Career Plan

My College Plan

My Goals

My Journal

My Experiences

My Documents

Academic Planner

CCCs

CSU Eligibility



CSU Application Info

UC Application Info



As a high school senior, you can launch Cal State Apply from CaliforniaColleges.edu and import your coursework and grades into the "High School Coursework" section of your CSU application.

NOTE: Importing courses doesn't replace the need to closely review all of your coursework and the A-G Matching page before you submit your application.

- **Tip:** On the A-G Matching page, always click "Update A-G Courses" under the A-G Subject Totals screen. This is where you'll make sure that every course included in your application is assigned to the right A-G subject area.

Add, Review and Edit Your Coursework

Add Missing Courses

Some courses can't be imported into Cal State Apply. You'll have to add these courses to your application. When you add a course, A-G matching will be required.

- **Middle School Courses:** If you took mathematics or foreign language courses in 7th and 8th grade to fulfill A-G requirements, you must **add** them to your application.
 - In the **High School Coursework** section, select the appropriate grade level (e.g. 7th grade, 8th grade), the high school you attended in 9th grade, and your 9th grade academic year.
- **College Credit/Dual Enrollment:** If you took college courses during high school, they must be reported in the **College Coursework** section of Cal State Apply. For most students, these courses aren't imported at all. For some students, they are imported into the High School Coursework section by mistake.
 - If your college courses are missing from your application, you must add them. First, report the College(s) Attended. Then, report all college courses you've taken in

The CSU Application Info Tab

Additional helpful information.

- ▶ General instructions
- ▶ Course Table with:
 - Course title differences
 - Actions that may be needed

i This legend shows potential errors that will need to be addressed in Cal State Apply

Error Type	Action Required
Invalid or unknown term type	If this course meets an A-G requirement, manually enter the course into Cal State Apply. Choose from the following dropdown options in your application: <ul style="list-style-type: none"> • Semester • Trimester • Quarter • Full Year
Course listed as "a-g" by school, but not found on school's UC approved "a-g" course list	This course is listed as A-G by your school. It cannot be found on the school's A-G Course List . Manually enter the course's A-G subject area in the "A-G Matching" tab in Cal State Apply.

11th Grade 2019-2020 at Demo Partner High with Term Type of Semester.

Course Title as Listed in Cal State Apply	Course Title as Listed on Transcript	Course Term	Is this an approved "a-g" course? If so, which subject area?	Grade(s) Received
	English III-1 , English III-2	Semester : Fall , Spring	Course listed as "a-g" by school, but not found on school's UC approved "a-g" course list. See counselor.	A , A
U. S. History	US History 1 , US History 2	Semester : Fall , Spring	Yes: Subject Area "a"	A , A
Algebra II	Algebra II-1 , Algebra II-2	Semester : Fall , Spring	Yes: Subject Area "c"	A , A
AP Biology (AP)	AP Biology 1 , AP Biology 2	Semester : Fall , Spring	Yes: Subject Area "d"	A , A



The CaliforniaColleges.edu Course Import

What It Does	What it Does Not
<p>Saves time: Can <u>significantly reduce</u> the time required to complete CSU and UC applications</p>	<p>It does NOT replace the need to review all course records for accuracy prior to application submission</p>
<p>Reduces errors: Verifies high school course records against the CMP and pre-populates that information to applications</p>	
<p>Supports intentional review: Allows counselors & college access staff to identify and focus time and energy on students records that are the most complex</p>	<p>It does NOT replace the need for counselors and/or college access staff to support students</p>



Courses That (Always) Require Close Review

- ▶ **Middle School** courses
- ▶ **Dual Enrollment** (college courses taken in high school)
- ▶ Courses completed **outside of California**
- ▶ Courses completed **outside of the US**
- ▶ **Future/Planned Courses**
- ▶ **Summer School Courses**
- ▶ **Repeated Courses**
- ▶ **Credit Recovery with Variable Units**





Self-Guided Exploration: Eligibility Tools

Counselor Account:

Username:
counselor@demo.edu
Password:
Pass12345

Student Account:

Username:
demo13@demo.edu
Password:
Pass12345

Explore

- ▶ **From your Educator Account, select:** Account Management
- ▶ **Select:** one of your senior students
- ▶ **Navigate To:**
 - My Plan
 - CSU Eligibility Tool and CSU Application Info tabs
- ▶ **Explore:**
 - General Instructions
 - Course Table (CSU)

Consider

- ▶ Which courses will students need to add, review, and/or edit?
- ▶ How can these tools support you/your students in the college application season?



Lessons

Academic Planner

Life Planner

My Career Plan

My College Plan

My Goals

My Journal











My Experiences

My Documents

College Application Tracking for Students

- ▶ Navigate to **My College Plan**
- ▶ Click the **College Applications** tab

Use My College Plan to keep track of  colleges and majors, document any college visits or presentations you have attended and even organize all your college application dates and deadlines. Have fun launching your CCCApply application to the California Community Colleges (CCCs), your Cal State Apply application to the California State Universities (CSUs) and your University of California Application to the University of California directly from the link in the College Applications section!

College List	College Visits, Presentations, Interviews	College Applications	Major List	Test Scores		
Institution Name	Application	Application Status	Deadline Date	Submission Date	Application Plan	Edit/Delete
California State University-Fresno	Cal State Apply	Complete				 
Fresno City College	CCCApply	Submitted				 
University of California-Merced	University of California Application	In progress				 
University of California-Riverside	University of California Application	In progress				 
University of California-San Diego	University of California Application	In progress				 

Eligibility Tool Printouts

A **companion** to a student's official transcript


- ▶ Navigate to your **Educator Dashboard**
- ▶ Click **Eligibility Tool Printouts**
- ▶ Print individual students or in bulk


















Legend

 Subject area has been satisfied	 Verified 'a-g' course with a grade of C- or better	 Verified 'a-g' course with a grade of D or lower	 Enrolled or planned courses	 Course reported as 'a-g' by school, but cannot be verified against UC CMP	 Course not indicated by your school as 'a-g'
--	---	---	--	--	---

CSU Eligibility Progress

Name: CCC Demo
ID: 50016
School: Demo Partner High
Grade: 12

<h3>CSU GPA</h3> <div style="border: 1px solid black; border-radius: 50%; width: 40px; height: 40px; margin: 0 auto; display: flex; align-items: center; justify-content: center;">3.35</div> <p>You're currently meeting the minimum GPA requirement for all CSU campuses. Great job!</p> <p>Your courses and grades come from your school district. Transcript data was last submitted on 03/04/2021.</p>	<h3>CSU "A-G" Progress</h3> <div style="border: 1px solid black; border-radius: 50%; width: 40px; height: 40px; margin: 0 auto; display: flex; align-items: center; justify-content: center;">  </div> <p>Based upon successful completion of coursework this term, for your grade level, you are missing the following number of years of "a-g" courses: 1</p> <p>You appear to not be making progress toward completing courses recommended for your grade level in the following subject areas: B, D, E, F</p> <p>Plan to take the courses you are missing and complete those courses with a C- or better to be eligible for CSU.</p>
---	---

"A-G" Courses	9th Grade	10th Grade	11th Grade	12th Grade
A. History / Social Science 2 years required 1.5 years completed 0.5 years applied from G. 		<div style="border: 1px solid black; padding: 2px; display: flex; align-items: center;">  World Hist (P) S1 2019-20 C+ </div> <div style="border: 1px solid black; padding: 2px; display: flex; align-items: center;">  World Hist (P) S2 2019-20 D- </div>	<div style="border: 1px solid black; padding: 2px; display: flex; align-items: center;">  US History S1 2019-20 A </div> <div style="border: 1px solid black; padding: 2px; display: flex; align-items: center;">  US History S2 2019-20 A </div>	
B. English 4 years required 3.5 years completed Disciplines have not been met.	<div style="border: 1px solid black; padding: 2px; display: flex; align-items: center;">  Eng I (H) (P) S1 2018-19 D </div> <div style="border: 1px solid black; padding: 2px; display: flex; align-items: center;">  Eng I (H) (P) S2 2018-19 C </div>	<div style="border: 1px solid black; padding: 2px; display: flex; align-items: center;">  Eng II (P) S1 2019-20 C </div> <div style="border: 1px solid black; padding: 2px; display: flex; align-items: center;">  Eng II (P) S2 2019-20 C </div>	<div style="border: 1px solid black; padding: 2px; display: flex; align-items: center;">  English III S1 2019-20 A </div> <div style="border: 1px solid black; padding: 2px; display: flex; align-items: center;">  English III S2 2019-20 A </div>	<div style="border: 1px solid black; padding: 2px; display: flex; align-items: center;">  AP Eng Lit IV S1 2020-21 A </div> <div style="border: 1px solid black; padding: 2px; display: flex; align-items: center;">  AP Eng Lit IV S2 2020-21 A </div>
C. Mathematics 4 years recommended	<div style="border: 1px solid black; padding: 2px; display: flex; align-items: center;">  Algebra I (P) S1 2018-19 D </div>	<div style="border: 1px solid black; padding: 2px; display: flex; align-items: center;">  Geom (P) S1 2019-20 C </div>	<div style="border: 1px solid black; padding: 2px; display: flex; align-items: center;">  Algebra II S1 2019-20 A </div>	<div style="border: 1px solid black; padding: 2px; display: flex; align-items: center;">  Prob & Stat 1 S1 2020-21 A </div>

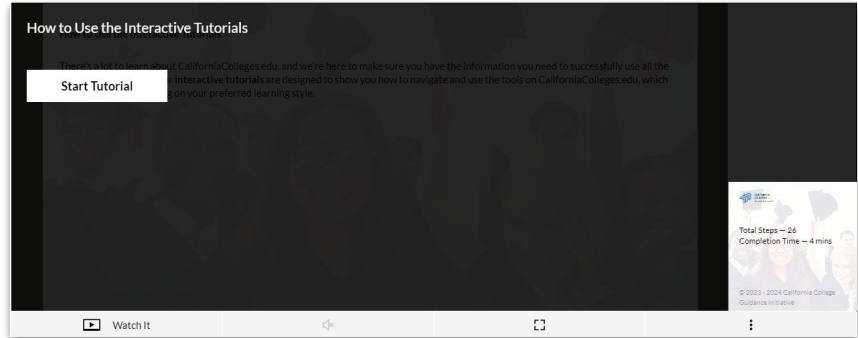


CALIFORNIA
COLLEGES.edu
DISCOVER. PLAN. LAUNCH.

Using Interactive Tutorials on the Resource Hub

Students, educators, and families can find interactive tutorials at the Resource Hub

- ▶ cacollegeguidance.org/resourcehub
- ▶ Choose format:
 - ▲ Watch It– Video
 - ▲ Try It– Interactive
 - ▲ Scroll It– Step List
 - ▲ Slide It– Step Show
- ▶ Settings:
 - ▲ Change Language
 - ▲ Add Closed Captions
- ▶ Download PDF of steps to share



Connect and Collaborate



CALIFORNIA
COLLEGES *.edu*



The Official College & Career Planning
Platform of the State of California



Activity: Connecting and Collaborating

How can these tools fit within the Tier I opportunities you already provide during college application season?

1

Find your group.

2

In your group, introduce yourself and take turns sharing opportunities for embedding tools into Tier 1 College Application activities.

3

Share successes and challenges. Use this space to ask questions and share ideas.



Tier 2: Using Educator Reports Strategically



CALIFORNIA
COLLEGES *.edu*



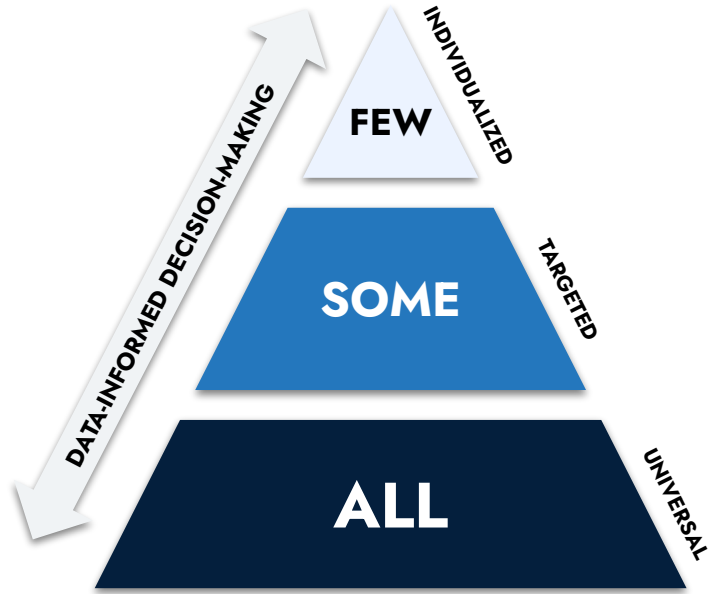
The Official College & Career Planning
Platform of the State of California



CALIFORNIA
COLLEGES.edu
DISCOVER. PLAN. LAUNCH.

College Applications with MTSS

Explore how to support student CSU and UC Application Launch using an MTSS framework



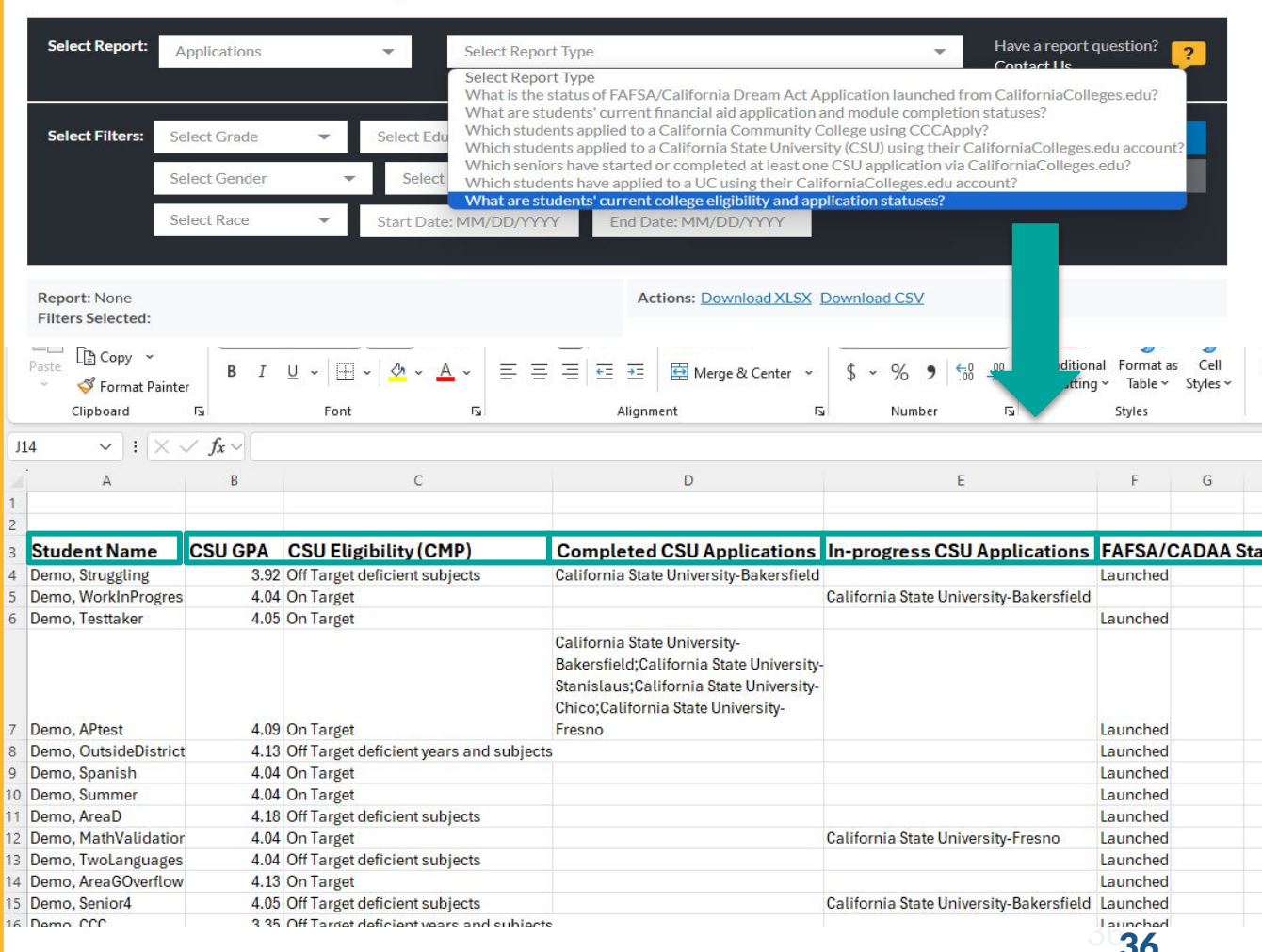
Tier 2 – Targeted Interventions

Which groups of students would benefit from strategic support during this application window?

All-in-One Eligibility and Application Report

What are students' current college eligibility and application statuses? (CSV)

- ▶ By student
- ▶ CSU and UC Eligibility
- ▶ Status of CCC, CSU, and UC Applications
- ▶ Status of Financial Aid Applications



The screenshot shows the 'Select Report' interface. The 'Select Report' dropdown is set to 'Applications'. The 'Select Report Type' dropdown is open, showing several options. The option 'What are students' current college eligibility and application statuses?' is highlighted in blue. Below the dropdowns are 'Select Filters' for Grade, Gender, Race, and Education, along with 'Start Date' and 'End Date' fields. The 'Report: None' and 'Filters Selected:' fields are visible. The 'Actions' section includes 'Download XLSX' and 'Download CSV'. A teal arrow points from the highlighted report type to the 'Download CSV' button.

The CSV data is as follows:

Student Name	CSU GPA	CSU Eligibility (CMP)	Completed CSU Applications	In-progress CSU Applications	FAFSA/CADAA Status
Demo, Struggling	3.92	Off Target deficient subjects	California State University-Bakersfield		Launched
Demo, WorkInProgres	4.04	On Target		California State University-Bakersfield	
Demo, Testtaker	4.05	On Target	California State University-Bakersfield; California State University-Stanislaus; California State University-Chico; California State University-Fresno		Launched
Demo, Aptest	4.09	On Target			Launched
Demo, OutsideDistrict	4.13	Off Target deficient years and subjects			Launched
Demo, Spanish	4.04	On Target			Launched
Demo, Summer	4.04	On Target			Launched
Demo, AreaD	4.18	Off Target deficient subjects			Launched
Demo, MathValidator	4.04	On Target		California State University-Fresno	Launched
Demo, TwoLanguages	4.04	Off Target deficient subjects			Launched
Demo, AreaGOverflow	4.13	On Target			Launched
Demo, Senior4	4.05	Off Target deficient subjects		California State University-Bakersfield	Launched
Demo, CCC	3.35	Off Target deficient years and subjects			Launched



Opportunities for Tier 2 Support

Reporting features allow educators to take intentional action to support students in priority groups

Examples:

- ▶ Students have had not yet started any college application.
- ▶ Students who have started an application but have not yet completed it.
- ▶ UC eligible students who have not applied to UC or CSU
- ▶ CSU eligible students who have not yet applied to CSU





Guided Exploration: Data Dive

Counselor Demo Account:

Username:

counselor@demo.edu

Password:

Pass12345



Explore

- ▶ View your school's report:
 - ◀ Under Reports
 - ◀ Select Applications
 - ◀ Run- Download Only: Currently College Application Status
 - ◀ Follow guided instructions on handout.
 - ◀ Filter out groups and identify a group to support

Consider

- ▶ What opportunities for strategic interventions are rising to the surface?



Share Out



CALIFORNIA
COLLEGES *.edu*



The Official College & Career Planning
Platform of the State of California

Implementation Support



CALIFORNIA
COLLEGES *.edu*



The Official College & Career Planning
Platform of the State of California

We provide training sessions to support your implementation of CaliforniaColleges.edu tools

CaliforniaColleges.edu Statewide Live Webinars

Join us for the following webinars to learn about the tools and resources on CaliforniaColleges.edu! Expand each section below to view the webinars offered on each topic.

These sessions are intended to:

- Provide **foundational knowledge** about each component of the platform in a **convenient virtual format**.
- Provide **high-level live support** with real-time facilitators.

The ideal audience for these webinars:

- Counselors
- Site and District Administrators
- Educators or staff overseeing and supporting college and career readiness

Interested in tailored support for your district? CCGI also offers district-specific training sessions for groups with customized content aligned to your district's implementation needs. Please reach out to your CCGI point of contact if you are interested in scheduling training for your district.



Live Webinars: CaliforniaColleges.edu Overview +

Live Webinars: College and Financial Aid Application Tools (Partner Districts) +

Live Webinars: College and Financial Aid Applications Refresher (Partner Districts) +

Live Webinars: Financial Aid Tools +

- ▶ Financial Aid Tools
- ▶ College & Financial Aid Applications-New

cacollegeguidance.org/resourcehub/statewide-live-webinars/



CALIFORNIA
COLLEGES.edu
DISCOVER. PLAN. LAUNCH.

Contact Us

CaliforniaColleges.edu/#/contact-us

To request support or recommend feedback, please submit a **Contact Us**

- ▶ In your Inquiry Details, please include a **description** of the concern or request
- ▶ If applicable, please only include the **student's SSID**

The screenshot shows the 'Contact Us' form on the California Colleges.edu website. At the top, there are logos for California Colleges.edu and the California College Guidance Initiative. The form title is 'Contact Us'. Below the title, there is a paragraph of introductory text: 'Didn't find what you were looking for? Please complete the form below to contact California College Guidance Initiative (COGI). We do our best to respond within one business day.' This is followed by a note: 'This form will take under 5 minutes to complete. All fields with an asterisk (*) are required.' There is a section for 'Need Account Help?' with a link to the 'Resource Hub' and three bullet points: 'Help for Students', 'Help for Parents and Family Members', and 'Help for Educators'. Below this is a section titled 'Please tell us who you are.' with a dropdown menu labeled 'I am a/an *' and 'Educator' selected. The next section is 'Inquiry Details' with a note: 'Please provide the details of your inquiry below. NOTE: Please do not include any personally identifiable information (PII) in screenshots to protect student data.' and a large text input area.



CCGI Training Opportunities

We provide training sessions to support your implementation of CaliforniaColleges.edu tools

Training Topics
Overview of CaliforniaCollege.edu
Career-Major-College Exploration
Academic Planner and UC/CSU Eligibility Tools
College & Career Readiness/Financial Aid Lessons
College Application Tools
Educator Reports: Leveraging Data to Improve Outcomes
FAFSA/CADAA Integration Tools

1 Hour Training	2 Hour Training	3 Hour Training
<ul style="list-style-type: none"> • Content Presentation 	<ul style="list-style-type: none"> • Content Presentation • Engagement Activities 	<ul style="list-style-type: none"> • Content Presentation • Engagement Activities • Planning Support

Questions?



CALIFORNIA
COLLEGES *.edu*



The Official College & Career Planning
Platform of the State of California

Please complete our survey:
<https://qr.link/thgrA5>





CALIFORNIA
COLLEGES.edu
DISCOVER. PLAN. LAUNCH.

Additional Resources



Get On-Demand Training on How to Use CaliforniaColleges.edu
californiacolleges.edu/#/virtual-trainings-partner-districts



Learn More About CaliforniaColleges.edu on the Resource Hub
<https://www.californiacolleges.edu/resourcehub/>



Contact Us Directly for Assistance
californiacolleges.edu/#/contact-us



Learn About the California College Guidance Initiative
cacollegeguidance.org



CALIFORNIA
COLLEGES.edu
DISCOVER. PLAN. LAUNCH.

Thank You!