

CaliforniaColleges.edu

Chabot Area Counseling Collaborative

November 3, 2023



CALIFORNIA
COLLEGES *.edu*



The Official College & Career Planning
Platform of the State of California



CALIFORNIA
COLLEGES.edu
DISCOVER. PLAN. LAUNCH.

Meet the NorCal Bay Area Support Team



Darice Ingram
Director,
Engagement and
Implementation
Norcal/Bay



Lisa Andrews-
Swartzlander
Lead School
Counselor
in Residence



Ying Lo-Khang
Senior Manager,
Engagement &
Implementation



Shannon Coskran
Senior Manager,
Engagement &
Implementation



Olivia Lopes
Training Manager



CALIFORNIA
COLLEGES.edu
DISCOVER. PLAN. LAUNCH.

California College Guidance Initiative

Who We Are

- ▶ **Manager of CaliforniaColleges.edu**, the State of California's official college and career planning platform
- ▶ A **legislatively-designated**, authorized service provider to all California school districts ([California Education Code 60900.5](#))
- ▶ A crucial component of **California's Cradle-to-Career System**, as established by AB 132 and funded by Proposition 98

Who We Are Not

- ▶ A vendor
- ▶ A grant-funded program

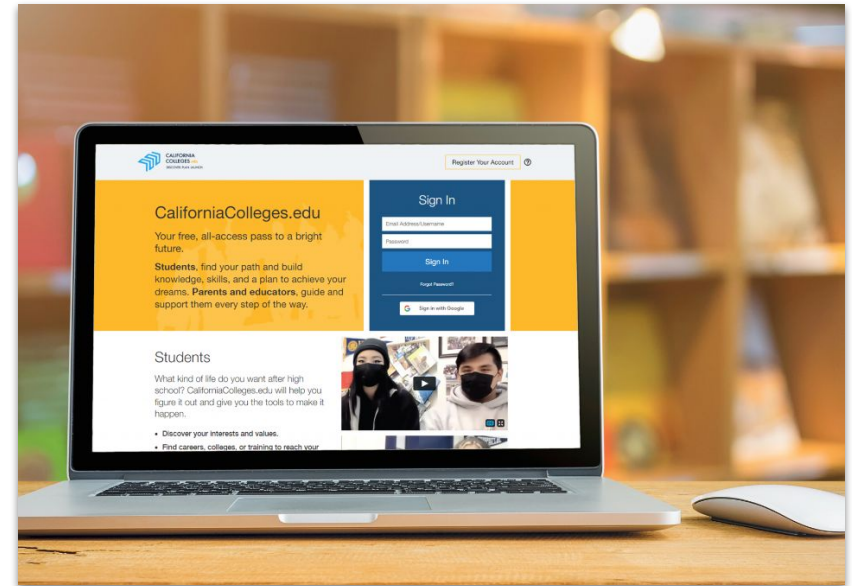




What We Do

CaliforniaColleges.edu is free to all public school districts that serve 6th-12th grade students in California.

- ▶ **We provide college and career planning tools** to students and educators through CaliforniaColleges.edu.
- ▶ **We connect California systems**, including integrations with all three public higher education systems (**CCC, CSU, UC**) and the California Student Aid Commission (**CSAC**).
- ▶ **We partner with school districts** to bring high school students' transcript data to CaliforniaColleges.edu.





Chabot Area Counseling Collaborative Districts



Partner Districts



San Leandro Unified
School District '23

Oakland Unified
School District '23



San Lorenzo Unified
School District '23



Hayward Unified
School District '18



New Haven Unified
School District '23

Onboarding Districts

Fremont Unified
School District



Newark Unified
School District

Emery Unified
School District

Engagement Started




Castro Valley
Unified School District



CALIFORNIA
COLLEGES.edu
DISCOVER. PLAN. LAUNCH.

What is CaliforniaColleges.edu?

The state of California's official college and career planning platform.






CALIFORNIA
COLLEGES.edu
DISCOVER. PLAN. LAUNCH.


Connecting California's Systems



School District



Student launches applications
from CaliforniaColleges.edu



Financial Aid Tools



CALIFORNIA
COLLEGES *.edu*



The Official College & Career Planning
Platform of the State of California



CALIFORNIA
COLLEGES.edu
DISCOVER. PLAN. LAUNCH.

Financial Aid Tools

We provide students with:

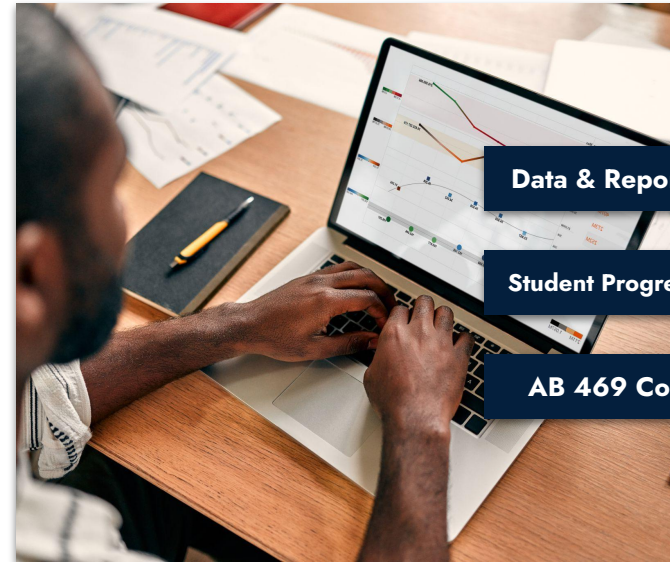


Financial Aid Lessons

Application Launch

Offer Comparison Tool

We provide educators with:



Data & Reporting Tools

Student Progress Tracking

AB 469 Compliance



CALIFORNIA
COLLEGES.edu
DISCOVER. PLAN. LAUNCH.

The Financial Aid Tools





Alignment to Financial Aid State Policies



Financial Aid Education for High School Students (EC 51225.8)

Established by AB 2015 (2018), districts are required to ensure that each student receives information about how to complete and submit FAFSA or CADAA, prior to entering Grade 12.

- ▶ **Aligns to:** CaliforniaColleges.edu Grade 11 Financial Aid Lessons for Students
- ▶ **Aligns to:** CaliforniaColleges.edu Financial Aid Lesson Completion Report for Educators



Universal FAFSA/CA Dream Act Applications (EC 51225.7)

Established by AB 469 (2021), districts are required to confirm that each 12th grade student has completed their financial aid application or has been opted out by a parent/legal guardian.

- ▶ **Aligns to:** CaliforniaColleges.edu Grade 12 Financial Aid Lessons for Students
- ▶ **Aligns to:** CaliforniaColleges.edu FAFSA/CADAA Application Integration
- ▶ **Aligns to:** CaliforniaColleges.edu FAFSA/CADAA Status report for Educators



Steps for linking applications

In order to link accounts and create the connection that results in actionable data for students and educators, the following key steps are required:



1

Student signs-in to CaliforniaColleges.edu

2

While the application window is open,
the student launches their FAFSA or CADAA
from CaliforniaColleges.edu

3

Student signs in to their FAFSA or CADAA
account using a personal email

Steps 1 & 2 are the same for CCC, CSU, UC, FAFSA and CADAA applications
At Step 3, the student signs in to their account for the respective system



Let's Explore Together

Use the next few minutes to explore the platform as a student

1

Go to **CaliforniaColleges.edu** and click **Login**

- ▶ Log In to the Demo Account below
- ▶ User Name: senior4@demo.edu Password: Pass12345

2

Click the green **My Financial Aid Plan** button.

- ▶ Click on module 1 "**Complete Prep Work for Your FAFSA or CADAA**".
- ▶ Click through the lesson **Prepare to Apply for FAFSA or CADAA**.
- ▶ Click the checklist icon (☑) at the top right hand corner, and review the checklist.
- ▶ Click the **gear icon** (⚙) at the top of the page to the right of the **financial aid checklist icon**. Then click **all grades**. Now you are able to see all the financial aid modules available to 6th-10th and 11th graders.

The screenshot shows the login process and the 'My Financial Aid Plan' page. On the left, the 'Sign In' form has fields for 'Email Address/Username' and 'Password', with a 'Sign In' button. A red arrow points from the 'Sign In' button to the 'My Financial Aid Plan' button on the right. The right side shows the 'Senior4 Demo' account for a '12th Grade' student. Below the account name, there are two buttons: 'My Financial Aid Plan' (green) and 'My Activities' (blue). Below these buttons, the 'My Financial Aid Plan' page is displayed. It has a header 'My Financial Aid Plan' and a 'To Do (20)' dropdown. Below the header, there is a red banner with the text 'Complete Module 1 now to be ready for the FAFSA or CADAA in December! Modules 2-6 will be updated in January.' Below the banner, there is a table with the following columns: 'Lessons', 'Resources', 'Completed To Do's', and 'Status'. The table has four rows: 'Prepare to Apply for FAFSA or CADAA' (Status: Completed), 'Review Your FAFSA Checklist' (Status: Completed, 3/3), 'Create Your FSA ID' (Status: Completed, 3/3), and 'Update Your College List' (Status: Completed, 1/1). A red box highlights the first row of the table.

Financial Aid Reporting Tools Demo



CALIFORNIA
COLLEGES *.edu*



The Official College & Career Planning
Platform of the State of California



Platform Demonstration

Experience CaliforniaColleges.edu platform functionalities from the Educator perspective like you saw in the demonstration

Demo Account



12th Grade Account

User Name: counselor@demo.edu

Password: Pass12345

Support for Districts



CALIFORNIA
COLLEGES.*edu*



The Official College & Career Planning
Platform of the State of California



6th-12th Grade Lesson Plans

CaliforniaColleges.edu Lessons have been crosswalked to the Common Core Standards 2017, ACSA Mindset & Behavior Standards, CCSS College & Career Readiness benchmarks, AVID Standards, and the California T-SEL competencies.

Suggested Implementation Period	Anticipated Dates	ACSA Domain	Focus	Grades	Topic + Link to Lesson
Fall Quarter 2		Academic/Personal/Social	Planning for High School/How Do I Learn?	6th-8th	Success Mindset (6.1)
Fall Quarter 2		Academic	What Do I Like? Interest Profile (6.2)	6th-8th	What Do I Like? Interest Profile (6.2)
Spring Quarter 1		Personal/Social	How Do I Learn?	6th	Family Learning My Discoveries (6.2)
Spring Quarter 1		Academic	Planning for High School	7th-8th	Planning Logistics for High School
Spring Quarter 1		Academic	Preparing and Planning for College	6th-8th	Self-Discovery and Social Skills
Spring Quarter 1		Academic/Career	Develop College Knowledge CA Systems of H	7th-8th	College 101: An Introduction (6.3)
Spring Quarter 2		Academic	Planning for College/Personal And Literacy	7th-8th	Module 1: Planning for College (Personal And
Spring Quarter 2		Academic	Develop College Knowledge CA Systems of H	7th-8th	My First College
Spring Quarter 2		Academic	Develop College Knowledge CA Systems of H	7th-8th	Positive Mindset Experiences and Activities
Spring Quarter 2		Academic	Develop College Knowledge CA Systems of H	7th-8th	My Future Alma Mater: College Research
Spring Quarter 2		Academic	Develop College Knowledge CA Systems of H	7th-8th	My Future Alma Mater: College Presentation
Spring Quarter 2		Personal/Social	Academic Efficiency/Persistence/Goal Orientation	7th-8th	Introduction to SMART Goals
Fall Quarter 1		Academic	Planning for High School	8th	Success: School, Self
Fall Quarter 2		Academic	Planning for High School	8th	Task and Time Management (9.2)
Fall Quarter 2		Career	Explore Careers and Interest	9th	Past and Future Me: Career Investigation (9.3)
Spring Quarter 1		Academic	Preparing and Planning for High School & Colle	8th	Past and Future Me: Revised High School Plan (9.3)
Spring Quarter 1		Academic	Preparing and Planning for High School & Colle	8th	Past and Future Me: Reflection and Annual SMART Goal Development (9.3)
Spring Quarter 2		Academic	Preparing and Planning for High School & Colle	8th	Family Lesson: My School Resources

Lessons Action Plan



MTSS Mapping

CaliforniaColleges.edu: MTSS Lesson & Activities Action Plan

	NOSCA Competency	CCGI Data Informed Reporting Tools	Grade Level	Select Platform Tools	Select Student My Plan Activities	MTSS Tier-1 Interventions	Participation Data (Who, What, When, Where & How Long)	Student & Behavior Data (Skills, Knowledge & Attitudes)	Outcomes (Achievement & Study)
1	College Aspirations NOSCA Data Elements: Build a college going culture based on early college awareness by nurturing in students the confidence to aspire to college and the resilience overcome challenges along the way. Maintain high expectations by providing adequate supports. What to Measure: Advice and productive engagement in school is one indicator of students' aspirations. To access your students' level of engagement, see if they are attending school, behaving in school and performing academically.	Career Reporting: Favorited Careers, Career Assessment Completion Data College Reporting: Favorited Colleges, Majors. Supplemental Data-My Plan Activities: Career, Major, College List, My Journal	6th	<input type="checkbox"/> Career Assessments: Interest Profiler	<input type="checkbox"/> Start Career List	<input type="checkbox"/> District Wide Activities			
2			7th	<input type="checkbox"/> Career Assessments: Learning and Productivity	<input type="checkbox"/> Start College List	<input type="checkbox"/> School Site Activities			
3			8th	<input type="checkbox"/> Career Search Tool	<input type="checkbox"/> My Journal	<input type="checkbox"/> Classroom Instruction			
4				<input type="checkbox"/> College Search Tool					
5				<input type="checkbox"/> Major Search Tool					
6				<input type="checkbox"/> Academic Planner					
7				<input type="checkbox"/> 6th-8th Grade Financial Aid Lessons					
8									
9	Academic Planning for College and Career Readiness	Career Reporting: Favorited Careers, Career Assessment Completion Data	6th	<input type="checkbox"/> Career Assessments: Interest Profiler	<input type="checkbox"/> Add to Career List	<input type="checkbox"/> District Wide Activities			
10									

Did you know....



CALIFORNIA
COLLEGES.*edu*




The Official College & Career Planning
Platform of the State of California

Translation features

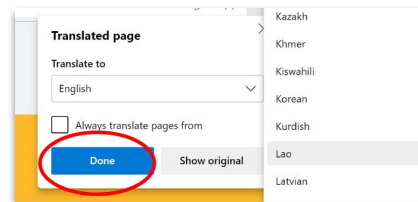
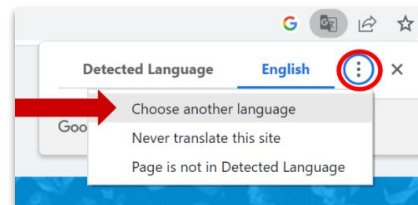
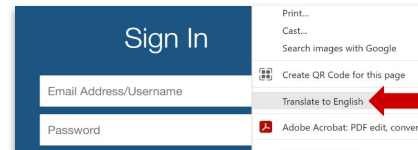
CaliforniaColleges.edu is available in the language of the user's choice.

Use these steps to use Google Translate on CaliforniaColleges.edu:

Step 1: From any screen on CaliforniaColleges.edu, **right click** and select **'Translate to [...]'** from the dropdown.

Step 2: Google Translate box will open at the top of your screen. Click on the **three dots**  icon, then **'Choose another language'**

Step 3: **Select the language you want from the drop-down**, then click **"Done"**:

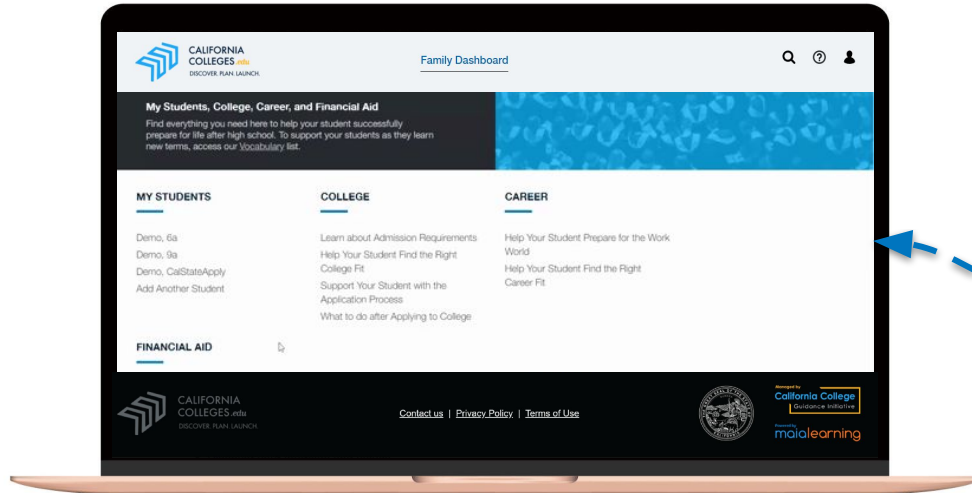




CALIFORNIA
COLLEGES.edu
DISCOVER. PLAN. LAUNCH.

Tools for Parents

CaliforniaColleges.edu empowers parents to take an active role in their child's college and career planning





Parent Accounts for Partner Districts

Parents can **VIEW** their student's activity on CaliforniaColleges.edu when they register their account.

- ▶ **Student must have a registered account before the parent can create one**
- ▶ Many districts only create accounts for their middle and high school students, which may or may not include 6th grade.
- ▶ To register a parent account they will need to know their student's school ID number
- ▶ CaliforniaColleges.edu is translatable in multiple languages

The top screenshot shows the 'Register' step of the registration process. A red box highlights the 'Tell us who you are' section, where 'I am a Parent/Guardian' is selected. Below this, the child's school name is entered as 'Riverside Unified' and 'Martin Luther King Jr. High'. The bottom screenshot shows the 'Your Child's Information' step. A red box highlights the fields for 'Your Child's First Name', 'Your Child's Last Name', 'Your Child's Student ID Number' (entered as '999999'), and 'Your Child's Date of Birth' (entered as '01/01/2006'). Both screenshots show a 'Students' button at the bottom left and a 'Register Your Account' button at the top right.



CALIFORNIA
COLLEGES *.edu*
DISCOVER. PLAN. LAUNCH.

Resources - Exit Survey

Scan Me!



<https://bit.ly/46YJxTc>

Questions?



CALIFORNIA
COLLEGES.*edu*



The Official College & Career Planning
Platform of the State of California



Appendices

- ▶ [About AB 132 and the Cradle-to-Career Data System](#) - learn about the role of CaliforniaColleges.edu in the State's data system
- ▶ [CaliforniaColleges.edu Resource Hub](#) - a single site that compiles resources for students, parents and educators, including step-by-step informational guides to support use of the tools, video demonstrations, and testimonials from those who've used platform
- ▶ [Virtual Training Series for Administrators and Counselors](#) - Pre-recorded videos demonstrating use of key areas of CaliforniaColleges.edu that educators can access at any time.
- ▶ [Subscribe to our mailing list](#) - get important announcements about CaliforniaColleges.edu enhancements and other updates
- ▶ [CCGI Newsroom](#) - see where our work has been featured by local, state and national media outlets, as well as numerous studies & reports that feature our approaches and impact



Platform Demonstration

Experience CaliforniaColleges.edu platform functionalities from the Educator perspective like you saw in the demonstration

Demo Account



12th Grade Account

User Name: counselor@demo.edu

Password: Pass12345



Educator Report Experience

1

Click on the **Report Management** section under the Manage Reports and select the “Financial Aid” report type. Then select the report titled **“What is the status of FAFSA/California Dream Act Application launches CaliforniaColleges.edu?”**

2

Once the report is generated scroll down to review the results. Student application statuses will appear under the **FAFSA/Dream Act Status**.

Manage Reports
Track your student's college and career readiness by running reports.

Quickly and easily obtain the aggregate data you need to better support your students on their path to being college and career ready. Select a report, choose your filters, and then, run report. View report summary and drill down on individual links with the summary for more details. Drill down even further, if you choose, by clicking on individual student names in the Student List tab and view their My Plans.

Select Report: **Financial Aid** | What is the status of FAFSA/California Dream Act Application launches CaliforniaColleges.edu? | Have a report question? [Contact Us](#)

Select Filters: 12 | Select Course | Select Section | Select Gender | Select Ethnicity | Select Special Population | Select Race | Start Date: MM/DD/YYYY | End Date: MM/DD/YYYY | **Run Report**

FAFSA/Dream Act Status

For students who launch Free Application for Federal Student Aid (FAFSA) or the California Dream Act Application (CADAA) from within their CaliforniaColleges.edu account and their account includes the Statewide Student Identifier (SSID), the California Student Aid Commission (CSAC) provides CaliforniaColleges.edu with information on whether or not the application has been submitted and/or completed. CSAC last provided this information on 06/16/2022.

Options for a student's application status are:

- **Not Launched:** These students have not launched their FAFSA or California Dream Act Application from CaliforniaColleges.edu.
- **Launched, but Submitted/Completed Not Verified:** These students have launched their FAFSA or California Dream Act Application from CaliforniaColleges.edu, but submission or completion has not been verified. It has not been verified for one of two reasons: 1) the student did not submit or complete their application OR 2) we have not received an updated list from CSAC that includes this student. CSAC last provided this information on 06/16/2022.
- **Submitted:** These students have launched their FAFSA or California Dream Act Application from CaliforniaColleges.edu and CSAC says the application is being processed or may be incomplete. If incomplete, the student will receive an email from the Department of Education asking him or her to correct the FAFSA form. Also, if incomplete, the student's Student Aid Report (SAR) will not include an Estimated Family Contribution (EFC) and will indicate issues needing to be resolved.
- **Completed:** These students have launched their FAFSA or California Dream Act Application from CaliforniaColleges.edu and CSAC confirms the application is complete. A completed FAFSA has an Expected Family Contribution (EFC) and can be used to determine Cal Grant eligibility if the GPA is matched.

Student Name (Last Name, First Name)	Local Student ID	SSID	Grade	Date Launched from CaliforniaColleges.edu	FAFSA/Dream Act Status
Cash, Johnny	50033	9999950033	12	05/18/2022	Launched, but Submitted/Completed Not Verified
Senior, Samantha	50009	9999950009	12	04/21/2022	Completed
Dennis, Eileen	50013	9999950013	12	Not Launched	Not Launched
Commander, Celia	50016	9999950016	12	03/15/2022	Submitted



Educator Report Experience

1

Click on the **Report Management** section under the Manage Reports and select the “Financial Aid” report type. Then select the report titled “**How are students progressing toward completing the financial aid modules?**”

2

Once the report is generated scroll down to review the results. The report shows students’ **progress** toward completing the financial aid modules.

Summary

The following report shows students’ progress toward completing the financial aid modules. Module statuses include “Not Started” when the module has not been started, “In Progress” when the module has been started, and “Completed” (which will appear as the date completed) when the module is finished.

The report shows only the modules to which students have access:

- 6th through 10th graders have access only to the 6th to 10th grade module;
- 11th graders have access to the 6th to 10th grade module as well as the 11th grade modules;
- 12th graders have access to all of the previous grades’ modules as well as the 12th grade modules;

Use the grade level filter to view a specific grade level of students. Use the date filter to show module status differences between two dates (currently unregistered students appear in the unregistered row regardless of dates selected; currently registered students who did not complete any modules during dates selected will appear as students who have not started any modules).

Status	Number of Students
Students who have not started any of the financial aid modules	25
Students who have started at least 1 of the financial aid modules	71
Students who have not started the 6th - 10th grade module	73
Students who have not started any of the 11th grade modules	55
Students who have not started any of the 12th grade modules	10
Students who have completed all of the financial aid modules	9
Unregistered	3



Thank You!