

# Fall 2024 Implementation

Pasadena Unified School District

October 25, 2024



CALIFORNIA  
COLLEGES.edu



The Official College & Career Planning  
Platform of the State of California



**Joanna Vazquez Zelaya**  
Deputy Director



CALIFORNIA  
COLLEGES.edu  
DISCOVER. PLAN. LAUNCH.

# Agenda

Today's Outcomes

Refresher of CaliforniaColleges.edu

College Application Integrations & Reports

Team Planning Time

Next Steps

Exit Survey

MAKE YOUR  
**PLAN**  
FOR COLLEGE AND CAREER  
**APPLY** TO THE  
**116 CCCs 23 CSUs 9 UCs**  
FAFSA OR CA DREAM ACT  
**ALL IN ONE PLACE**  
CALIFORNIA  
COLLEGES.edu  
DISCOVER. PLAN. LAUNCH.



# Outcomes for Today

1

**Review** tools available on CaliforniaColleges.edu

2

**Understand** college application integrations

3

**Build capacity** to run and leverage educator reports for intentional interventions

4

**Develop** an action plan to embed college application integrations





CALIFORNIA  
COLLEGES.edu  
DISCOVER. PLAN. LAUNCH.

# California College Guidance Initiative

## Who We Are

- ▶ State-funded nonprofit.
- ▶ Manager of **CaliforniaColleges.edu**.
- ▶ Crucial component of the state's new **Cradle-to-Career System** tools.

## Why We're Here

- ▶ To smooth the path to college and career for all California students.
- ▶ To ensure equitable outcomes for all students, especially the underserved.

## What We Do

- ▶ College and career planning.
- ▶ Capacity building.
- ▶ Provide data-informed tools to students, parents, and educators.

Visit the **Cradle-to-Career Website**







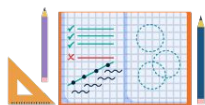
CALIFORNIA  
COLLEGES.edu  
DISCOVER. PLAN. LAUNCH.

# One Place for College and Career



## TOOLS

Support your progress



## MAP OUT YOUR FUTURE

Tools to Plan, Set Goals, and Record Progress



## BUILD YOUR KNOWLEDGE

College, Career, and Financial Aid Lessons



## INTENTIONAL EDUCATOR INTEGRATIONS

Reporting Tools to Inform Student Support



**CALIFORNIA  
COLLEGES.edu**  
DISCOVER. PLAN. LAUNCH.

# Pasadena Unified School District



**PASADENA UNIFIED SCHOOL DISTRICT**  
*Our Children. Learning Today. Leading Tomorrow.*

High School & Middle School Counseling and Guidance 2023-2024

6 <sup>th</sup> Grade	7 <sup>th</sup> Grade	8 <sup>th</sup> Grade	
<ul style="list-style-type: none"><li>• Course Selection<ul style="list-style-type: none"><li>◦ <a href="#">Planning Courses for High School (8.4)</a></li></ul></li><li>• Other critical services as needed</li><li>• <a href="#">CCGI Account set-up</a></li><li>• <a href="#">College 101: An Introduction</a></li></ul>	<ul style="list-style-type: none"><li>• Career Awareness/Expo Fair<ul style="list-style-type: none"><li>◦ Interest Profiler (6.2)</li></ul></li><li>• GPA Introduction Guidance Lesson</li><li>• Social/Emotional Guidance Lesson<ul style="list-style-type: none"><li>◦ <a href="#">How do I Learn? A Learning Styles Assessment (8.1)</a></li><li>◦ <a href="#">Growth Mindset (8.3)</a></li><li>◦ Ex. Bullying, Safe Schools/cyber safety<ul style="list-style-type: none"><li>▪ IMAGO Lessons</li></ul></li><li>◦ Involve CWAS</li><li>◦ Recommend through PE or assembly</li></ul></li></ul>	<ul style="list-style-type: none"><li>• Career Exploration<ul style="list-style-type: none"><li>◦ <a href="#">IMAGO</a> (formerly Career Pillars)</li><li>◦ 10 year plan in Aeries</li><li>◦ <a href="#">Reflection and Goal Setting (8.5)</a></li></ul></li><li>• Guidance Lesson – Study Skills/Organization/Time Management (Agenda/Google Calendar/Mobile Device)<ul style="list-style-type: none"><li>◦ <a href="#">Introduction to SMART Goals (7.5)</a></li><li>◦ <a href="#">Task and Time Management (9.2)</a></li></ul></li><li>• Healthy Relationships<ul style="list-style-type: none"><li>◦ Peer Pressure</li></ul></li><li>• <a href="#">Planning Courses for High School (8.4)</a></li></ul>	
9 <sup>th</sup> Grade	10 <sup>th</sup> Grade	11 <sup>th</sup> Grade	12 <sup>th</sup> Grade
<ul style="list-style-type: none"><li>• <a href="#">CCGI Account Set-Up</a></li><li>• Transcript Review/Graduation Requirements Lesson (1<sup>st</sup> semester)<ul style="list-style-type: none"><li>◦ <a href="#">Revised High School Plan (9.4)</a></li></ul></li><li>• 10 year plan (4 year plan included – individual counseling)<ul style="list-style-type: none"><li>◦ Post-Secondary Planning</li></ul></li><li>• Transitions/Adjustments to High School (9<sup>th</sup> grade night)<ul style="list-style-type: none"><li>◦ <a href="#">My School's Resources (9.6)</a></li></ul></li></ul>	<ul style="list-style-type: none"><li>• Career Exploration (Guidance Lesson)<ul style="list-style-type: none"><li>◦ <a href="#">Resources for Finding a Career (10.1)</a></li><li>◦ <a href="#">Career Research Project – Part 1 (10.2)</a></li><li>◦ <a href="#">Career Research Project – Part 2 (10.3)</a></li><li>◦ <a href="#">Career Research Project – Part 3 (10.4)</a></li></ul></li><li>• Healthy Habits</li><li>• Interventions for Academic Gaps (Individual)</li></ul> <p>RESOURCES:</p> <ul style="list-style-type: none"><li>• Virtual Campus Tours<ul style="list-style-type: none"><li>◦ <a href="#">www.campustours.com</a></li><li>◦ <a href="#">www.youvisit.com</a></li></ul></li></ul>	<ul style="list-style-type: none"><li>• CSU Apply (a-g completion)<ul style="list-style-type: none"><li>◦ EAP/College Readiness</li></ul></li><li>• College Lists matched to careers (How to...)<ul style="list-style-type: none"><li>◦ <a href="#">Solidifying the College List (12.1)</a></li></ul></li><li>• SAT/ACT (Spring)/Test Anxiety<ul style="list-style-type: none"><li>◦ When to take these exams</li></ul></li></ul>	<ul style="list-style-type: none"><li>• College Applications<ul style="list-style-type: none"><li>◦ <a href="#">Prep Work for FAFSA and CADAA</a></li><li>◦ <a href="#">Planning for 4-Year Bound Students (12.5)</a></li><li>◦ <a href="#">Launching College &amp; Financial Aid Applications</a></li><li>◦ <a href="#">Planning for CCC Bound Students (12.3)</a></li></ul></li><li>• Financial Aid (Financial Literacy)<ul style="list-style-type: none"><li>◦ <a href="#">Launch and Submit Financial Aid</a></li><li>◦ <a href="#">Review Student Aid Report</a></li></ul></li><li>• 10 year plan – individual counseling (1<sup>st</sup> semester)</li></ul>

# CaliforniaColleges.edu Refresher



CALIFORNIA  
COLLEGES *.edu*



The Official College & Career Planning  
Platform of the State of California



# Student and Educator Tools

## Career



Career Assessments

Career Search & Favorite

College & Career Lessons

Life Planner & Journal

Student Activity Reports

## College



College & Major Search

CSU & UC Eligibility

Application Integrations

CMP Alignment Support

Eligibility Reports

Application Status Reports

## Financial Aid



Financial Aid Lessons

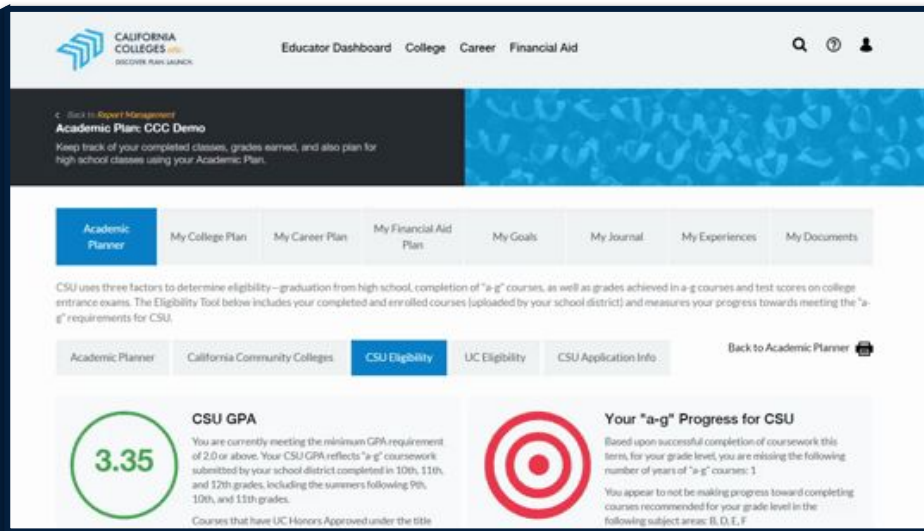
Application Integrations

Lesson Progress Reports

Application Status Reports

# CSU & UC Eligibility Tools (Students)

Students in partner districts can use CSU and UC eligibility tools to quickly track their progress toward meeting “a-g” requirements.

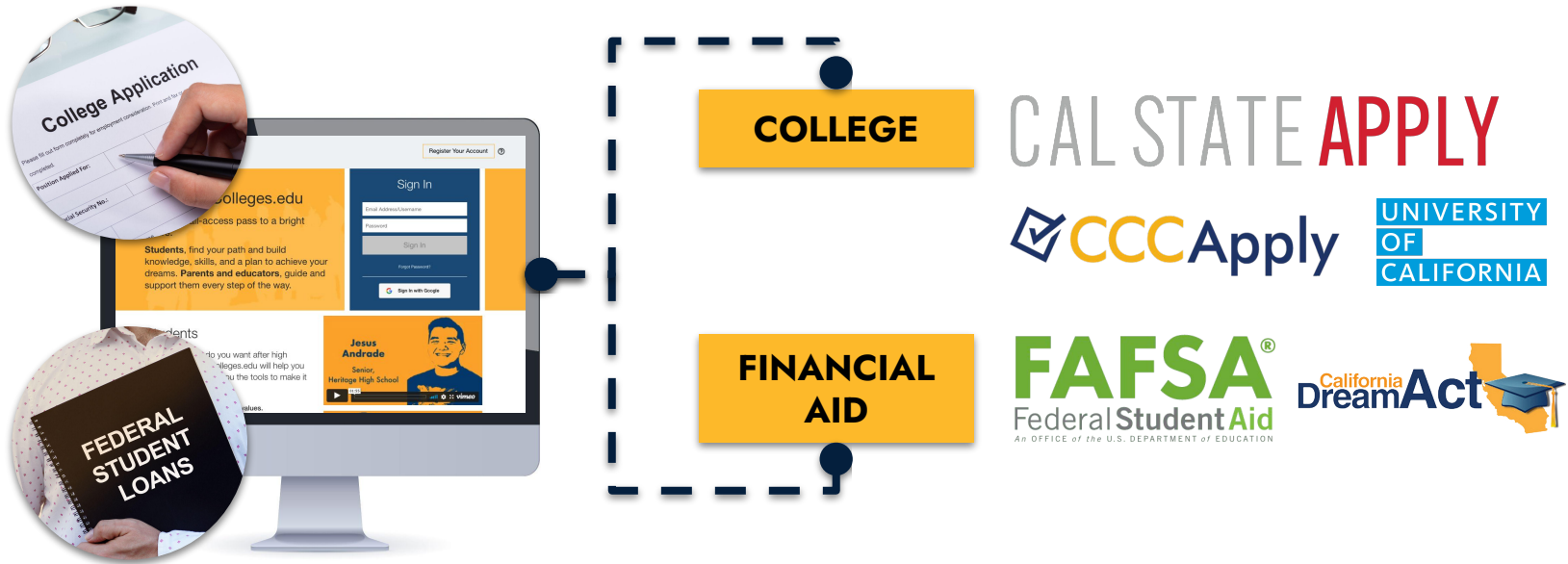
The screenshot displays the 'Academic Planner' interface on the California Colleges.edu website. The top navigation bar includes links for 'Educator Dashboard', 'College', 'Career', and 'Financial Aid'. The main content area is titled 'Academic Plan: CCC Demo' and provides instructions on tracking progress. Below this, a horizontal menu allows users to navigate between 'Academic Planner', 'My College Plan', 'My Career Plan', 'My Financial Aid Plan', 'My Goals', 'My Journal', 'My Experiences', and 'My Documents'. The 'Academic Planner' section is active, showing a summary of CSU and UC eligibility. The CSU GPA is displayed as 3.35, indicating the user is meeting the minimum requirement of 2.0. The UC Eligibility section shows a target icon and indicates that the user is missing 1 year of 'a-g' coursework. A 'Back to Academic Planner' link is also present.



CALIFORNIA  
COLLEGES.edu  
DISCOVER. PLAN. LAUNCH.

# College and Financial Aid Application Integrations

Students can launch college and financial aid applications directly from CaliforniaColleges.edu and track their progress.





# Students Launching Their Futures



CALIFORNIA  
COLLEGES.*edu*



The Official College & Career Planning  
Platform of the State of California


# Why is a California-Specific Platform Important?

## College Eligibility



56% of California seniors  
did not complete A-G  
requirements  
in 2023<sup>1</sup>

## College Matriculation



Over 80% of college-going  
California high school  
students will attend a  
public California higher  
education institution<sup>2</sup>



# The Why: District Highlights

## 2022-2023

Graduation Rate

**84.4%**

Graduates Meeting A-G Eligibility

**45.2%**

## 2021-2022

College Going Rate

**67.4%**

Students who enrolled in community college

**58.5%**



CALIFORNIA  
COLLEGES.edu  
DISCOVER. PLAN. LAUNCH.

# Why Launch from CaliforniaColleges.edu?



CAL STATE APPLY



## Start from a Trusted Source:

Minimize students' guesswork and  
exposure to unofficial websites



## Stay Informed:

Track the status of student  
applications and submissions



## Save Time and Minimize Errors:

Import transcript courses and grades  
directly into students' applications and  
benefit from transcript alignment with CMP





# Easy-to-Find Application Launch

- ▶ Launch an application from the **College** tab at the top of the page.
- ▶ Additional application launch links throughout the platform.



W

Learn about

## College Options

College Search Tool

Learn about College

College Options in California

Learn about "a-g"

Building Your College List

## Major and Degree Options

Major Search Tool

Choosing Your Major

Degrees and Certificates

## Apply To College

Learn about College Applications

College Application Checklist

## Launch from CaliforniaColleges.edu

California Community Colleges  
Application

California State University  
Application

University of California  
Application

## Other Applications

Common Application

Common Black College  
Application

## After You Apply

The Waiting Game

Admissions Decisions

Getting Ready to Go

College Basics

Resources for Foster Youth



# College Application Tracking for Students

- ▶ Navigate to My College Plan
- ▶ Click the College Applications tab



Lessons

Academic Planner

Life Planner

My Career Plan

My College Plan

My Goals

My Journal

My Experiences

My Documents

Use My College Plan to keep track of ❤️ colleges and majors, document any college visits or presentations you have attended and even organize all your college application dates and deadlines. Have fun launching your CCCApply application to the California Community Colleges (CCCs), your Cal State Apply application to the California State Universities (CSUs) and your University of California Application to the University of California directly from the link in the College Applications section!



College List	College Visits, Presentations, Interviews	College Applications	Major List	Test Scores		
Institution Name	Application	Application Status	Deadline Date	Submission Date	Application Plan	Edit/Delete
California State University-Fresno	Cal State Apply	Complete				❤️
Fresno City College	CCCApply	Submitted				❤️
University of California-Merced	University of California Application	In progress				❤️
University of California-Riverside	University of California Application	In progress				❤️
University of California-San Diego	University of California Application	In progress				❤️



# CCC Apply



CALIFORNIA  
COLLEGES *.edu*

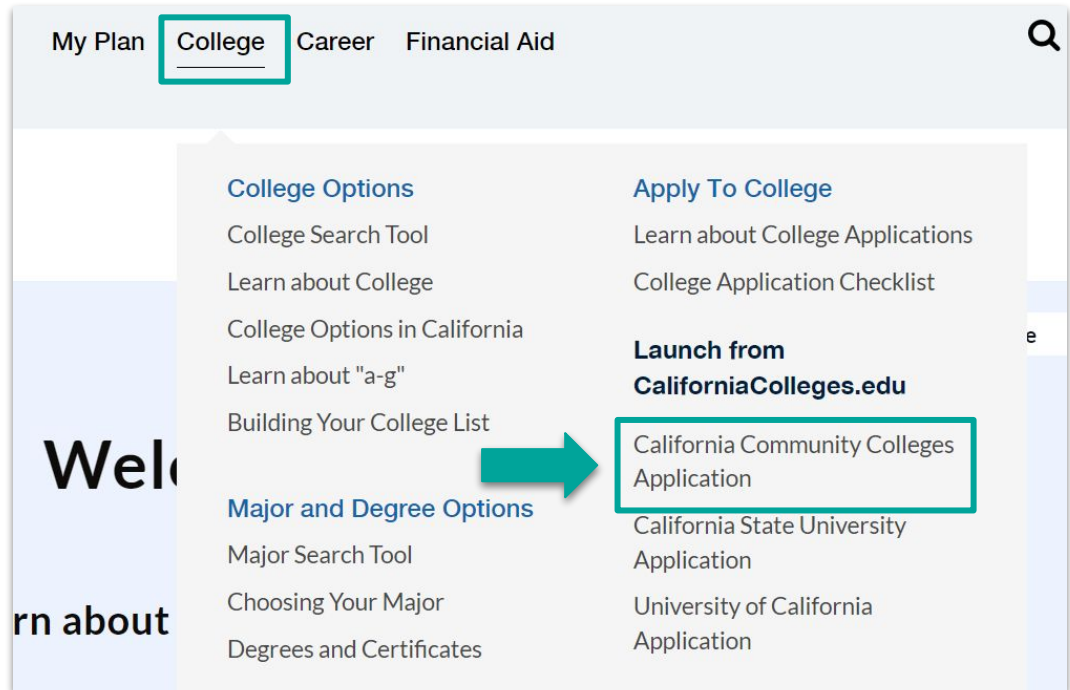


The State of California's Official  
College and Career Planning Platform



# Step 1: Launch Your Application

- ▶ Navigate to the **College** tab at the top of the page.
- ▶ Select **California Community Colleges Application**.





CALIFORNIA  
COLLEGES.edu  
DISCOVER. PLAN. LAUNCH.

## Step 2: Sign In to Link Your Account

Select CCC College to Launch Application

Type the name of the college or select from dropdown list.

Type or Select CCC College

By launching this application, I understand that my biographical information (like date of birth and student ID) will be shared with the California Community Colleges and that they may request my course information (such as completed, enrolled, and planned coursework) to help support better first-year academic placement practices and to inform the provision of appropriate services.

Cancel Launch

- ▶ **Select the Community College** you'd like to apply to, then **select Launch** to be taken to that college's CCCApply.

California Community Colleges CCCApply

ANTELOPE VALLEY COLLEGE

### Application for Admission to College

Before applying to college you must first have an OpenCCC account.

The OpenCCC single sign-in account allows you to access the online services of the California Community Colleges.

OpenCCC is a service of the California Community Colleges Chancellor's Office. The information in your account is kept private and secure.

- ▶ **Sign In** with your CCCApply account **OR Create an Account** (first-time application launches).

# Cal State Apply



CALIFORNIA  
COLLEGES *.edu*

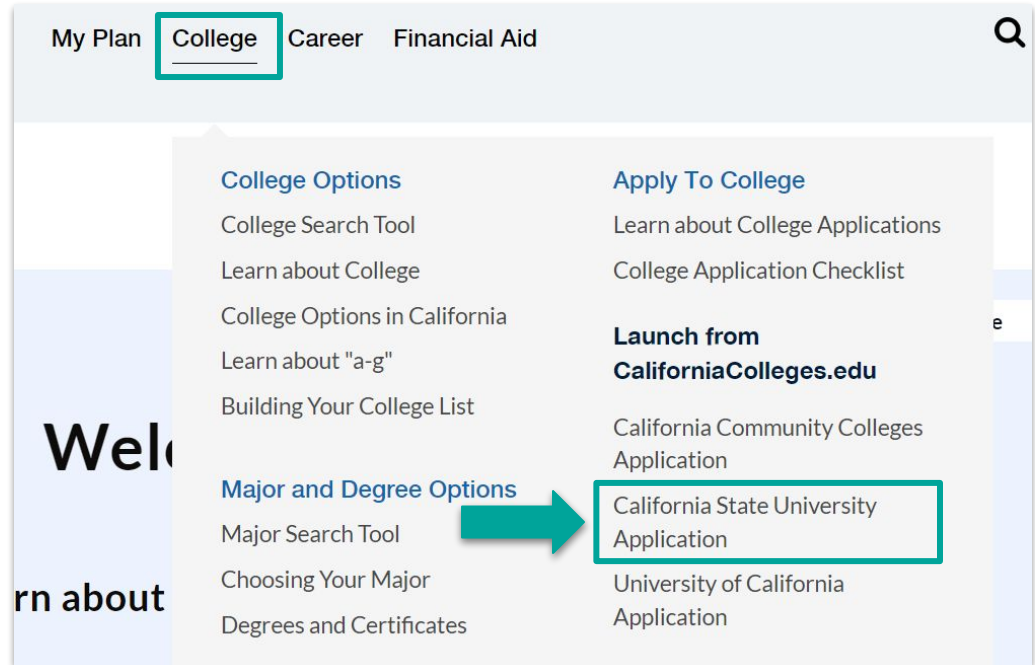


The State of California's Official  
College and Career Planning Platform



# Step 1: Launch Your Application

- ▶ Navigate to the **College** tab at the top of the page.
- ▶ Select **California State University Application**.





## Step 2: Link Your Account

You are launching your Cal State Apply application. By launching your application from CaliforniaColleges.edu, you are linking your CaliforniaColleges.edu account with your Cal State Apply account.

To complete linking your accounts, click continue below. Once on Cal State Apply either sign in to or create your Cal State Apply account.

Once in the application, you have the opportunity to transfer coursework from CaliforniaColleges.edu to your CSU application. To do this, go to the My Application page, select the box titled Academic History, and then go to the High School Attended section. Look for the CaliforniaColleges.edu logo and follow the instructions provided.

Cancel

Confirm

- **Select Confirm** to be taken to Cal State Apply.

The image shows the Cal State Apply login page. At the top, the word "APPLY" is in red. Below it, the text "Welcome to The California State University" is displayed. On the left, there is a welcome message and a "Sign In" button. On the right, there are input fields for "Username" and "Password", followed by a "Sign In" button and a "Create an Account" button. A link for "Forgot your username or password?" is also present.

- **Sign In** with your Cal State Apply account **OR Create an Account** (first-time application launches).





## Step 3: Import Your Courses and Grades

### High Schools Attended

Please add information about your high school(s) attended, including where you have obtained or will obtain your diploma (if applicable).

For more detailed instructions, please refer to the [Freshman Coursework Entry Guide](#).

\* Indicates required field



California residents, use your CaliforniaColleges.edu account to add high school transcript information to your application

My High Schools

+ Add High School

Show Me How



CaliforniaColleges.edu

This service will allow you to add your CaliforniaColleges.edu information to your application.

Import

When performing this action, we'll replace your application transcript information with your current CaliforniaColleges.edu. As a result, any changes you've made to the following sections will be replaced:

- High Schools Attended
- High School Coursework
- Statewide Identification Number (SSID)

- ▶ Select **Academic History** then **High Schools Attended**.
- ▶ Select **Show Me How**.

- ▶ Select **Import**.

# UC Application



CALIFORNIA  
COLLEGES *.edu*

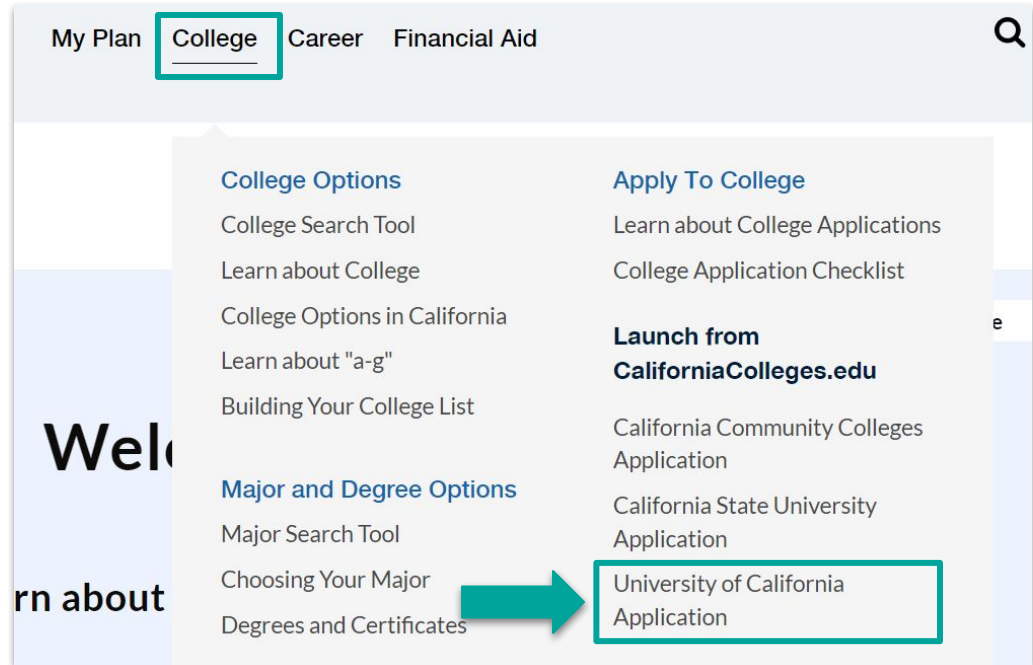


The State of California's Official  
College and Career Planning Platform



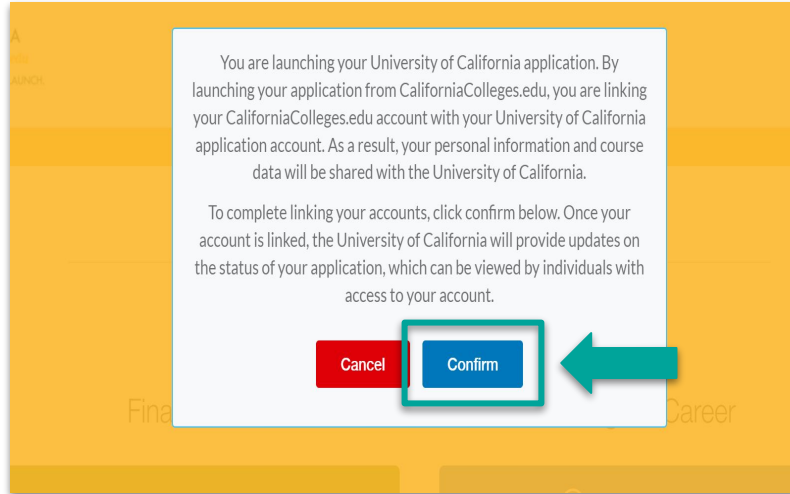
# Step 1: Launch Your Application

- ▶ Navigate to the **College** tab at the top of the page.
- ▶ Select **University of California Application**.

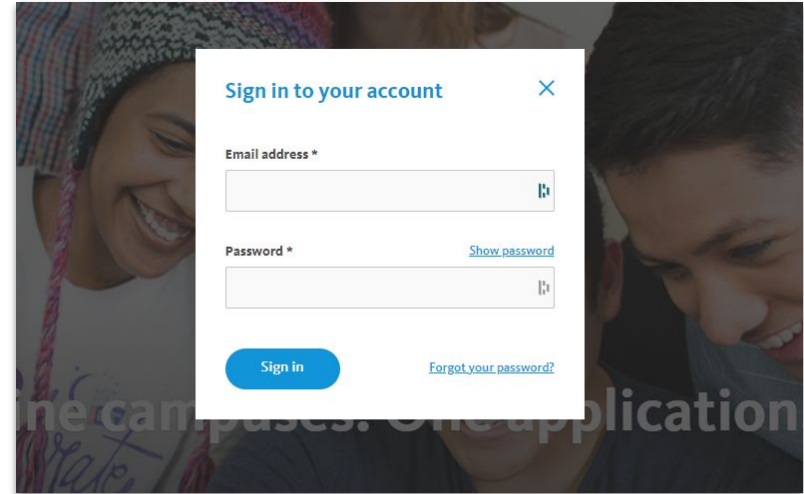




## Step 2: Sign In



- ▶ **Select Confirm** to be taken to the University of California application.



- ▶ **Sign In** with your University of California application account OR **Create an Account** (first-time application launches).



# Step 3: Import Your Courses and Grades

**About you**  
Personal information

Have you ever attended a California public school?

☐ No ☒ Yes

If you know your California State Student ID (CA SSID), please enter it below. Your 10-digit CA SSID can be found on your high school transcripts. If you need help finding it, please contact your high school counselor.

CA SSID Number  
9999999999

☒ I authorize the release of my CA SSID Number and application status to [California College Guidance Initiative](#) (CCGI) for the purpose of tracking my UC application. I understand that the information will only be shared if my school has provided my transcript to CCGI.

Save & continue

- ▶ Navigate to the **About You** section, then **Personal Information**
- ▶ Review the SSID and select the checkbox

**Academic history**  
Import courses & grades

\* required

Good news! You can save time by importing your courses and grades from your school:

**Import your courses & grades**

To make the application process easier, your high school shared your transcript information with the [California College Guidance Initiative](#) (CCGI). You may be able to import your transcript directly into your UC application using your 10-digit Statewide Student Identifier (SSID).

**Review your California SSID**

CA SSID : 888800124  
Authorized SSID release: Yes

[Edit](#)

*The accuracy of the data submitted is the responsibility of the applicant. You should check any imported data against your official transcript.*

Import courses & grades

- ▶ Select **Academic History**, then **High Schools**
- ▶ Select **Import courses and grades**

# Questions?



CALIFORNIA  
COLLEGES.*edu*



The State of California's Official  
College and Career Planning Platform



# Importing Courses Into Cal State Apply and the UC Application



CALIFORNIA  
COLLEGES.edu



The State of California's Official  
College and Career Planning Platform



# The CSU and UC Eligibility Tools

A helpful guide for how courses will import.

- Found in:
  - Academic Planner
  - CSU or UC Eligibility Tool Tab

Academic Planner	CCCs	CSU Eligibility	UC Eligibility	CSU Application Info	UC Application Info	
<div><div> Verified "a-g" course with a grade of C- or better</div><div> Verified "a-g" course with a grade of D or lower</div><div> Not a verified "a-g" course</div><div> Course listed as "a-g" by school, but not found in UC CMP database</div><div> Enrolled or planned courses</div><div> Subject area has been satisfied</div></div>						
9th Grade		10th Grade		11th Grade		12th Grade
<b>F. Visual &amp; Performing Arts</b> 1 year required 0.5 years completed		MultimediaDsgn S1 2019-20 Completed A				
		MultimediaDsgn S2 2019-20 Completed D				
<b>G. College-Preparatory Elective</b> 1 year required 1 year completed				Psychology S1 2021-22 Completed A		
				Sociology S2 2021-22 Completed A		
<b>Additional Coursework</b> Unmatched "a-g" Courses Other High School Graduation Requirements Community College Preparatory Courses CTE Pathways Courses		Physical Education S1 2019-20 Completed A		Basic English Lit III S1 2021-22 Completed A		
		Physical Education S2 2019-20 Completed A		Basic English Lit III S2 2021-22 Completed A		



## Comparison: CSU vs. UC Course Import

Will Courses Import?	<div>P French 1 S1 2022-23 Completed</div> <div>B</div> <div>Green</div>	<div>Chemistry S2 2023-24 Completed</div> <div>D</div> <div>Red</div>	<div>Prob/Statistics S1 2024-25 Enrolled</div> <div>Light Blue</div>	<div>PE S1 2021-22 Completed</div> <div>A</div> <div>Gray</div>	<div>P Fr Eng CP S1 2021-22 Completed</div> <div>B</div> <div>Yellow</div>
CAL STATE APPLY	Yes	Yes	Yes	Will not import. No action is needed	<u>Some</u> will import. Review is Needed for All Yellow Courses
UNIVERSITY OF CALIFORNIA	Yes	Yes	Yes	Will not import. No action is needed	<u>None</u> will import. Review is Needed for All Yellow Courses



## Edit / Add Missing Courses:

	Yellow High School Courses (CMP Mismatch, etc.)
CAL STATE <b>APPLY</b>	<p>Follow instructions on CSU Application Tab:</p> <ul style="list-style-type: none"><li>• Some do not import and require manual entry, as applicable</li><li>• Some will import and require A-G matching</li></ul>
<b>UNIVERSITY OF CALIFORNIA</b>	<p>None of these courses will import.</p> <p>Add all of these courses manually, as appropriate.</p>



CALIFORNIA  
COLLEGES.edu  
DISCOVER. PLAN. LAUNCH.

# Cal State Apply Course Import



CALIFORNIA  
COLLEGES.edu  
DISCOVER. PLAN. LAUNCH.

# The CSU Application Info Tab

Additional helpful information.

- ▶ General instructions
- ▶ Course Table with:
  - Course title differences
  - Actions that may be needed

❗ This legend shows potential errors that will need to be addressed in Cal State Apply

Error Type	Action Required
Invalid or unknown term type	If this course meets an A-G requirement, manually enter the course into Cal State Apply. Choose from the following dropdown options in your application: <ul style="list-style-type: none"> <li>• Semester</li> <li>• Trimester</li> <li>• Quarter</li> <li>• Full Year</li> </ul>
Course listed as "a-g" by school, but not found on school's UC approved "a-g" course list	This course is listed as A-G by your school. It cannot be found on the school's <a href="#">A-G Course List</a> . Manually enter the course's A-G subject area in the "A-G Matching" tab in Cal State Apply.

11th Grade 2019-2020 at Demo Partner High with Term Type of Semester.

Course Title as Listed in Cal State Apply	Course Title as Listed on Transcript	Course Term	Is this an approved "a-g" course? If so, which subject area?	Grade(s) Received
	English III-1 , English III-2	Semester : Fall , Spring	Course listed as "a-g" by school, but not found on school's UC approved "a-g" course list. See counselor.	A , A
U. S. History	US History 1 , US History 2	Semester : Fall , Spring	Yes: Subject Area "a"	A , A
Algebra II	Algebra II-1 , Algebra II-2	Semester : Fall , Spring	Yes: Subject Area "c"	A , A
AP Biology (AP)	AP Biology 1 , AP Biology 2	Semester : Fall , Spring	Yes: Subject Area "d"	A , A

# The UC Application Info Tab

- Now: Helpful general instructions
- Coming Fall 2025: Course table

## Academic Plan

Keep track of your completed classes, grades earned, and also plan for high school classes using your Academic Plan.

Lessons

Academic Planner

Life Planner

My Career Plan

My College Plan

My Goals

My Journal

My Experiences

My Documents

Academic Planner

CCCs

CSU Eligibility

UC Eligibility

CSU Application Info

UC Application Info



As a high school senior, you can [launch your UC Application from CaliforniaColleges.edu](#) and import your course and grade information into the "Academic History" section of your UC application.

**NOTE:** Importing courses doesn't replace the need to closely review all of your coursework before you submit your application.

- **Tip:** To import your coursework from CaliforniaColleges.edu, you must include your accurate **10-digit SSID number** in the "About You" section of the application. You must also **check the box** right below the SSID field to allow your UC application status to be shared with the California College Guidance Initiative (also known as CaliforniaColleges.edu).

## Add, Review and Edit Your Coursework

### Add Missing Courses

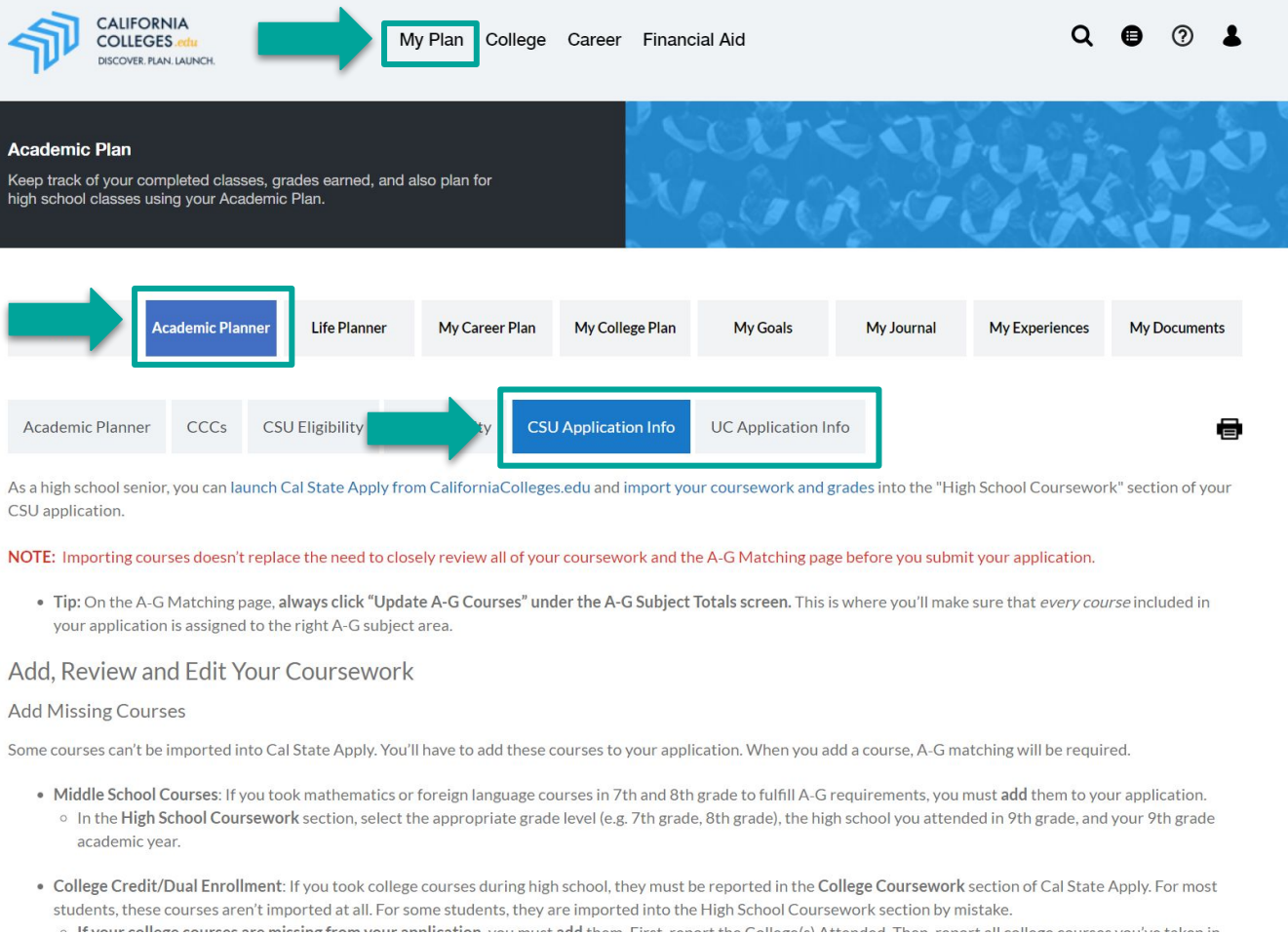
Yellow courses in your **UC Eligibility tab** will ALWAYS require action in the UC Application. Your school indicates they meet an A-G requirement, but that can't be verified. These courses will not import into your application. You will have to add them manually.

These types of courses on your transcript also require special attention:

- **Middle School Courses:** If you took mathematics or foreign language courses in 7th and 8th grade to fulfill A-G requirements, you must **add** them into the "7th & 8th grade" subsection of the Academic history section.
  - You should enter these courses *only* if you received a grade of C or better.

# Finding the CSU and UC Application Info Tabs

- ▶ Navigate to the **Academic Planner**
- ▶ Click the **CSU Application Info** or **UC Application Info** tab



The screenshot shows the California Colleges.edu website. At the top, there is a navigation bar with the logo, a teal arrow pointing to the 'My Plan' tab, and links for 'College', 'Career', and 'Financial Aid'. Below this is a dark grey banner for the 'Academic Plan' with a description. Underneath is a row of tabs: 'Academic Planner' (highlighted with a teal box and arrow), 'Life Planner', 'My Career Plan', 'My College Plan', 'My Goals', 'My Journal', 'My Experiences', and 'My Documents'. Below these is another row of tabs: 'Academic Planner', 'CCCs', 'CSU Eligibility', 'CSU Application Info' (highlighted with a teal box and arrow), and 'UC Application Info'. Below the tabs, there is a paragraph of text, a red 'NOTE' about importing courses, and a section titled 'Add, Review and Edit Your Coursework' with a sub-section 'Add Missing Courses' and a paragraph of text. Finally, there are two bullet points: 'Middle School Courses' and 'College Credit/Dual Enrollment', each with a sub-bullet.

**Academic Plan**  
Keep track of your completed classes, grades earned, and also plan for high school classes using your Academic Plan.

**Academic Planner** Life Planner My Career Plan My College Plan My Goals My Journal My Experiences My Documents

Academic Planner CCCs CSU Eligibility **CSU Application Info** UC Application Info

As a high school senior, you can launch Cal State Apply from CaliforniaColleges.edu and import your coursework and grades into the "High School Coursework" section of your CSU application.

**NOTE:** Importing courses doesn't replace the need to closely review all of your coursework and the A-G Matching page before you submit your application.

- **Tip:** On the A-G Matching page, always click "Update A-G Courses" under the A-G Subject Totals screen. This is where you'll make sure that *every course* included in your application is assigned to the right A-G subject area.

### Add, Review and Edit Your Coursework

#### Add Missing Courses

Some courses can't be imported into Cal State Apply. You'll have to add these courses to your application. When you add a course, A-G matching will be required.


- **Middle School Courses:** If you took mathematics or foreign language courses in 7th and 8th grade to fulfill A-G requirements, you must **add** them to your application.
  - In the **High School Coursework** section, select the appropriate grade level (e.g. 7th grade, 8th grade), the high school you attended in 9th grade, and your 9th grade academic year.
- **College Credit/Dual Enrollment:** If you took college courses during high school, they must be reported in the **College Coursework** section of Cal State Apply. For most students, these courses aren't imported at all. For some students, they are imported into the High School Coursework section by mistake.
  - If your college courses are missing from your application, you must add them. First, report the College(s) Attended. Then, report all college courses you've taken in





# Review Imported Coursework

- ▶ A close review of all application coursework (imported or entered) is important to ensure that it is correct and complete.
- ▶ Students may need to add or edit courses and grades.
- ▶ All yellow courses require review and action.





CALIFORNIA  
COLLEGES.edu  
DISCOVER. PLAN. LAUNCH.

# Course Review Checklists

CAL STATE **APPLY**

Use the instructions in  
the CSU Application Tab  
to:

UNIVERSITY  
OF  
CALIFORNIA

Use the instructions in  
the UC Application Tab  
to:

h



# Eligibility Tool Printouts

A **companion** to a student's  
official transcript

- ▶ Navigate to your  
**Educator Dashboard**
- ▶ Click **Eligibility Tool  
Printouts**
- ▶ Print individual  
students or in bulk

## Legend



Subject area has been  
satisfied



Verified 'a-g' course  
with a grade of C- or  
better



Verified 'a-g' course  
with a grade of D or  
lower



Enrolled or planned  
courses



Course reported as 'a-g'  
by school, but cannot be  
verified against UC  
CMP



Course not indicated by  
your school as 'a-g'

## CSU Eligibility Progress



Name: CCC Demo  
ID: 50016  
School: Demo Partner High  
Grade: 12

### CSU GPA

3.35

You're currently meeting the minimum GPA requirement for all CSU campuses. Great job!

Your courses and grades come from your school district. Transcript data was last submitted on 03/04/2021.

### CSU "A-G" Progress



Based upon successful completion of coursework this term, for your grade level, you are missing the following number of years of "a-g" courses: 1

You appear to not be making progress toward completing courses recommended for your grade level in the following subject areas: B, D, E, F

Plan to take the courses you are missing and complete those courses with a C- or better to be eligible for CSU.

"A-G" Courses	9th Grade	10th Grade	11th Grade	12th Grade
<b>A. History / Social Science</b> 2 years required 1.5 years completed 0.5 years applied from G.	World Hist (P) S1 2019-20 C+ World Hist (P) S2 2019-20 D-	US History S1 2019-20 A US History S2 2019-20 A		
<b>B. English</b> 4 years required 3.5 years completed Disciplines have not been met.	Eng I (H) (P) S1 2018-19 D Eng I (H) (P) S2 2018-19 C	Eng II (P) S1 2019-20 C Eng II (P) S2 2019-20 C	English III S1 2019-20 A English III S2 2019-20 A	AP Eng Lit IV S1 2020-21 A AP Eng Lit IV S2 2020-21 A
<b>C. Mathematics</b> 4 years recommended	Algebra I (P) S1 2018-19 D	Geom (P) S1 2019-20 C	Algebra II S1 2019-20 A	Prob & Stat 1 S1 2020-21 A

# Questions?



CALIFORNIA  
COLLEGES *.edu*



The Official College & Career Planning  
Platform of the State of California



# Exploration - A-G Eligibility



## Explore

- ▶ **Log in** to your account
- ▶ **Navigate to:**
  - Account Management (under Manage Student Accounts)
    - Filter: 12
    - Click: Search
- ▶ **Click:**
  - Student Name
    - CSU Eligibility
    - CSU Application Info

## Consider

- ▶ Is this student CSU eligible?
- ▶ Are there subject areas that haven't been met?
- ▶ Are there yellow courses?
- ▶ What courses need review and/or edits?



# Exploration - College Applications



## Explore

- ▶ **Log in** to your account
- ▶ **Navigate to:**
  - Account Management (under Manage Student Accounts)
    - Filter: 12
    - Click: Search
- ▶ **Click:**
  - Student Name
    - My College Plan
      - College Applications

## Consider

- ▶ Has the student started any college applications?
- ▶ If they are A-G eligible, do they have a CSU or UC application in progress?

# BREAK



CALIFORNIA  
COLLEGES.*edu*



The Official College & Career Planning  
Platform of the State of California

<<5:00>>

# Educator Reports



CALIFORNIA  
COLLEGES *.edu*



The Official College & Career Planning  
Platform of the State of California





# College Application Reports

- ▶ Which students applied to a:
  - California Community College?
  - CSU?
  - UC?
- ▶ Which seniors have started or completed at least one CSU application via CaliforniaColleges.edu?
- ▶ What are students' current college eligibility and application statuses?

Report: Which seniors have started or completed at least one CSU application via CaliforniaColleges.edu?

Filters Selected: Grade: 12

Actions: [Print](#) [Download XLSX](#) [Download CSV](#)

## Summary

### Report Logic:

- This report includes 12th grade students who linked their CaliforniaColleges.edu and Cal State Apply accounts. Students can link their accounts by either launching Cal State Apply from within CaliforniaColleges.edu or linking their CaliforniaColleges.edu account from within Cal State Apply. Accounts can only be linked prior to application submission.
- Students do not have to transfer their coursework from CaliforniaColleges.edu to Cal State Apply in order to be included in this report.
- Students' application status is updated nightly and provided to CaliforniaColleges.edu by Cal State Apply.
  - If a student has an application status of either In Progress or Received, then the student is considered as having 'started' an application. In Progress status means that the student's application has not been submitted or they have not paid the application fee. Received status means that the student's application has been submitted and is currently being processed. Encourage your students to check their email regularly, as well as the Student Portal(s) for each CSU campus they applied to.
  - Complete status means that the student's application fee(s) or fee waiver has been successfully submitted and their application is complete. This is the application's final status. Encourage your students to check their email regularly, as well as the Student Portal(s) for each CSU campus they applied to.

	Total Number of Seniors	Percentage of Seniors
Seniors who have not started any CSU applications	82	83%
Seniors who have started at least one CSU application but have not completed any applications		16%
Seniors who have completed at least one CSU application		1%
Unregistered	0	0%
Total	99	100%

# All-in-one Application Report

What are students' current college eligibility and application statuses?

- ▶ By student
- ▶ CSU and UC Eligibility
- ▶ Status of CCC, CSU, and UC Applications
- ▶ Status of Financial Aid Applications

J14					
Student Name	CSU GPA	CSU Eligibility (CMP)	Completed CSU Applications	In-progress CSU Applications	FAFSA/CADAA Status
Demo, Struggling	3.92	Off Target deficient subjects	California State University-Bakersfield		Launched
Demo, WorkInProgres	4.04	On Target		California State University-Bakersfield	
Demo, Testtaker	4.05	On Target			Launched
Demo, APtest	4.09	On Target	California State University-Bakersfield; California State University-Stanislaus; California State University-Chico; California State University-Fresno		Launched
Demo, OutsideDistrict	4.13	Off Target deficient years and subjects			Launched
Demo, Spanish	4.04	On Target			Launched
Demo, Summer	4.04	On Target			Launched
Demo, AreaD	4.18	Off Target deficient subjects			Launched
Demo, MathValidation	4.04	On Target		California State University-Fresno	Launched
Demo, TwoLanguages	4.04	Off Target deficient subjects			Launched
Demo, AreaGOverflow	4.13	On Target			Launched
Demo, Senior4	4.05	Off Target deficient subjects		California State University-Bakersfield	Launched
Demo, CCC	3.35	Off Target deficient years and subjects			Launched
			California State University-San Marcos; California State University-Northridge; California State University-Fullerton; California State University-Dominguez Hills; California State University-San Bernardino; California State University-Bakersfield; California State University-Bakersfield; California State University-San Bernardino		Launched
Demo, 12a	0	Off Target deficient years and subjects		California State University-Chico	Launched
Demo, 12b	0	Off Target deficient years and subjects		California Polytechnic State University-San Luis Obispo; California State University-Bakersfield	Launched
Demo, 12c	0	Off Target deficient years and subjects		Fullerton; San Diego State University; California State Polytechnic University-Pomona; California State	

# Questions?



CALIFORNIA  
COLLEGES *.edu*



The Official College & Career Planning  
Platform of the State of California



# Exploration - Application Reports



## Explore

- ▶ **Log in** to your account
- ▶ **Navigate to:**
  - Report Management (under Manage Reports)
- ▶ **Click:**
  - Select Category
    - Applications
  - Select Report Type
    - Download Only

## Consider

- ▶ Are there students who are A-G eligible who have not started a CSU/UC application?
- ▶ Are there students who are A-G eligible who have started a CSU/UC application?
- ▶ Are there students who have started a CCC application?

# Site Implementation Planning



CALIFORNIA  
COLLEGES.*edu*



The Official College & Career Planning  
Platform of the State of California



# Developing an Implementation Plan

## The Why

- ▶ What does it mean to graduate college and career ready from your site?
- ▶ What are your college and career goals, priorities, and desired outcomes for the coming 1-3 years?

## The What

- ▶ High school scope/sequence

## The How


- ▶ What systems need to be established to ensure the success of your implementation?



CALIFORNIA  
COLLEGES.edu  
DISCOVER. PLAN. LAUNCH.

# The What: High School Scope and Sequence

Grade	CCGI Educator Guide	CaliforniaColleges.edu Tool/Activity
9th	<p>Past and Future Me: Revised High School Plan (9.4)</p> <p>Family Lessons: My School's Resources (9.6)</p>	<p>Student Account Registration, My goals, Academic Planner - Add Courses, Academic Journal Prompt #1</p> <p>Parent Account Registration, Academic Journal Prompt #9</p>
10th	<p>Resources for Finding A Career (10.1)</p> <p>Career Research Project: Career Research (10.2)</p> <p>Career Research Project: College Research (10.3)</p> <p>Career Research Project: Conclusion (10.4)</p>	<p>Intelligences Assessment, Career Search Tool, Favorite a Career, Career Journal Prompt #7</p> <p>Financial Aid Module 1, Career Search Tool, Favorite a Career, Career Journal Prompt #6</p> <p>Career Search Tool, Favorite a Career, Career Search Tool, College Search Tool, Favorite a College, Major Search Tool, College Journal Prompt #15</p> <p>Academic Planner - Review/Add Courses, Career Journal Prompt #3</p>
11th	<p>Solidifying the College List (12.1)</p>	<p>CSU &amp; UC Eligibility Tools, College Search Tool, Favorite a College, College Journal Prompt #3</p>
12th	<p>Planning for 4-Year Bound Students (12.4)</p> <p>Planning for CCC Bound Students (12.3)</p> <p>Launching College &amp; Financial Aid Applications Guides</p>	<p>My Tasks, College Journal Prompt #10</p> <p>Financial Aid Module 2, Financial Aid Module 3, Launch College and Financial Aid Applications, College Journal Prompt #12</p>





CALIFORNIA  
COLLEGES.edu  
DISCOVER. PLAN. LAUNCH.

# The Why: Discussion

**What are your site's goals  
for college applications?**

<https://tinyurl.com/pusdhigh>







CALIFORNIA  
COLLEGES.edu  
DISCOVER. PLAN. LAUNCH.

# The How: Reflection

**Given current CMP alignment, how will you provide college application support?**



<https://tinyurl.com/pusdhigh>

<<10:00>>

# The How

## Determine the following:

- ▶ **When** will students launch college applications from CaliforniaColleges.edu?
- ▶ **How** will students be guided to launch college applications from CaliforniaColleges.edu?
- ▶ **Who** is responsible for supporting students to launch college applications from CaliforniaColleges.edu?
- ▶ **Who** is responsible for pulling reports and monitoring progress?

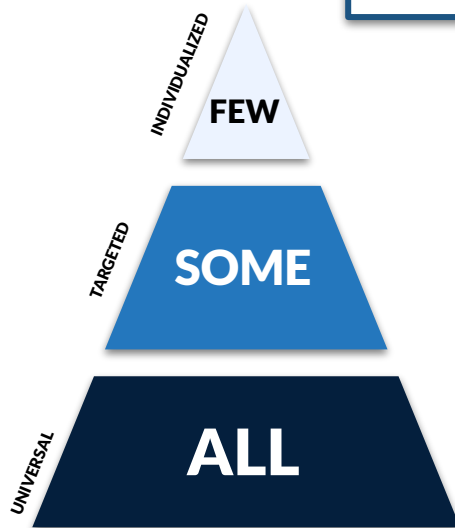
SEMESTER				
Grade	Tool/Activity	When	How	Who
I <input type="checkbox"/>				

<https://tinyurl.com/pusdhigh>

<<15:00>>



# Within the MTSS Framework



## Tier 3 – Intensive Interventions

Efficiencies at Tier 1 and 2 free time for educators to provide 1:1 support.

## Tier 2 – Targeted Interventions & Programming

- ▶ Use reports to target eligible students who have not started or completed applications during application windows
- ▶ Invite targeted students and/or families to application workshops
- ▶ Call in targeted students to provide application support in groups

## Tier 1 – Universal Interventions

- ▶ Guide seniors to log in and teach them how to launch applications in classroom presentations
- ▶ Send tutorial instructions to all senior families via newsletter or communication platform



# Next Steps

1

Register student accounts & monitor progress

2

Implement plan for 12th Grade college application launches & course importing

3

Develop an implementation plan and timeline for Spring 2025

4

Connect with staff who will be part of your site implementation team

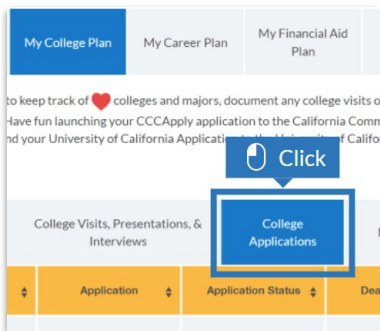




CALIFORNIA  
COLLEGES.edu  
DISCOVER. PLAN. LAUNCH.

# The Resource Hub

**We're here to help! Learn more and get the support you need.**



## Interactive Tutorials

*Click-by-click guides for students, educators, and parents!*



## Digital Media Toolkits

*Templated social media posts, newsletter blurbs, emails, and more.*



## Help

*Answers to frequently asked questions.*

**[CaliforniaColleges.edu/resourcehub](https://californiacolleges.edu/resourcehub)**





CALIFORNIA  
COLLEGES.edu  
DISCOVER. PLAN. LAUNCH.

## Exit Survey



---

# Thank You!

