

CaliforniaColleges.edu

Mt. Diablo USD

December 12, 2023



CALIFORNIA
COLLEGES *.edu*



The Official College & Career Planning
Platform of the State of California



CALIFORNIA
COLLEGES.edu
DISCOVER. PLAN. LAUNCH.

Meet the NorCal Bay Area Support Team



Darice Ingram
Director, Engagement and
Implementation - Norcal/Bay



Lisa Andrews
Lead K-12 Counselor in Residence



Allie Ebner
Deputy Director, Technical and Training
Resources



Ying Lo-Khang
Senior Manager, Engagement &
Implementation



Shannon Coskran
Senior Manager, Engagement &
Implementation



Olivia Lopes
Training Manager



CALIFORNIA
COLLEGES.edu
DISCOVER. PLAN. LAUNCH.

California College Guidance Initiative

Who We Are

- ▶ **Manager of CaliforniaColleges.edu**, the State of California's official college and career planning platform
- ▶ A **legislatively-designated**, authorized service provider to all California school districts ([California Education Code 60900.5](#))
- ▶ A crucial component of **California's Cradle-to-Career System**, as established by AB 132 and funded by Proposition 98

Who We Are Not

- ▶ A vendor
- ▶ A grant-funded program



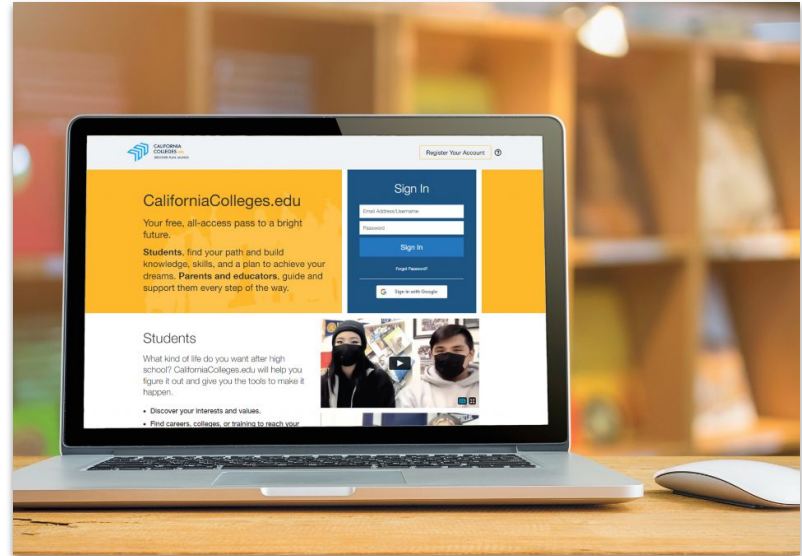


CALIFORNIA
COLLEGES.edu
DISCOVER. PLAN. LAUNCH.

What We Do

CaliforniaColleges.edu is free to all public school districts that serve 6th-12th grade students in California.

- ▶ **We provide college and career planning tools** to students and educators through CaliforniaColleges.edu.
- ▶ **We connect California systems**, including integrations with all three public higher education systems (**CCC, CSU, UC**) and the California Student Aid Commission (**CSAC**).
- ▶ **We partner with school districts** to bring high school students' transcript data to CaliforniaColleges.edu.





CALIFORNIA
COLLEGES.edu
DISCOVER. PLAN. LAUNCH.

CCGI Partner Districts

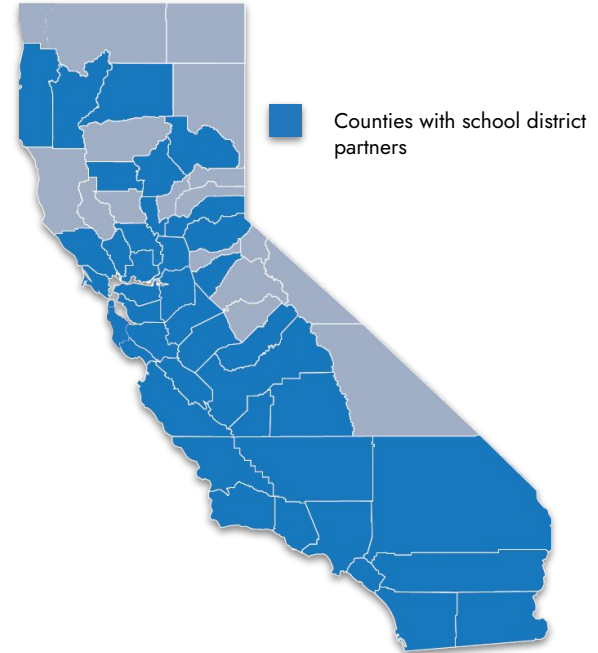
More than 50% of California's high school students are enrolled in a school district that has partnered with CCGI.

Our Partner Districts include over **217 school districts** that serve more than **1 million 9th-12th grade students** in California.

And each year, our partner list continues to grow!

▼ See who our Partner Districts are ▼

californiacolleges.edu/learnmore/list-of-partner-districts/






CALIFORNIA
COLLEGES.edu
DISCOVER. PLAN. LAUNCH.

CaliforniaColleges.edu

The state of California's official college and career planning platform.





CALIFORNIA
COLLEGES.edu
DISCOVER. PLAN. LAUNCH.

What is CaliforniaColleges.edu?

We provide students with:



Career Exploration

College & Major Search

CSU & UC Eligibility Tools

Financial Aid Lessons

College & Financial Aid
Application Integrations

We provide educators with:



Data Alignment Support

A-G Progress Monitoring

College & Financial Aid
Application Tracking

Reporting Tools
to support timely and
intentional intervention

Session 1: Financial Aid Tools



CALIFORNIA
COLLEGES.*edu*



The Official College & Career Planning
Platform of the State of California



CALIFORNIA
COLLEGES.edu
DISCOVER. PLAN. LAUNCH.

Financial Aid Tools

We provide students with:

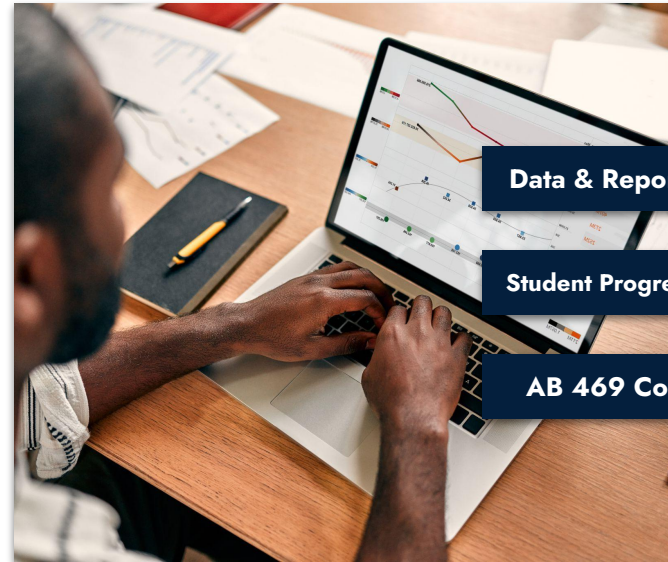


Financial Aid Lessons

Application Launch

Offer Comparison Tool

We provide educators with:



Data & Reporting Tools

Student Progress Tracking

AB 469 Compliance



CALIFORNIA
COLLEGES.edu
DISCOVER. PLAN. LAUNCH.

The Financial Aid Tools





Alignment to Financial Aid State Policies



Financial Aid Education for High School Students (EC 51225.8)

Established by AB 2015 (2018), districts are required to ensure that each student receives information about how to complete and submit FAFSA or CADAA, prior to entering Grade 12.

- ▶ **Aligns to:** CaliforniaColleges.edu Grade 11 Financial Aid Lessons for Students
- ▶ **Aligns to:** CaliforniaColleges.edu Financial Aid Lesson Completion Report for Educators



Universal FAFSA/CA Dream Act Applications (EC 51225.7)

Established by AB 469 (2021), districts are required to confirm that each 12th grade student has completed their financial aid application or has been opted out by a parent/legal guardian.

- ▶ **Aligns to:** CaliforniaColleges.edu Grade 12 Financial Aid Lessons for Students
- ▶ **Aligns to:** CaliforniaColleges.edu FAFSA/CADAA Application Integration
- ▶ **Aligns to:** CaliforniaColleges.edu FAFSA/CADAA Status report for Educators



Steps for linking applications

In order to link accounts and create the connection that results in actionable data for students and educators, the following key steps are required:



1

Student signs-in to CaliforniaColleges.edu

2

While the application window is open,
the student launches their FAFSA or CADAA
from CaliforniaColleges.edu

3

Student signs in to their FAFSA or CADAA
account using a personal email

Steps 1 & 2 are the same for CCC, CSU, UC, FAFSA and CADAA applications.

At Step 3, the student signs in to their account for the respective system.



Launching from CaliforniaColleges.edu

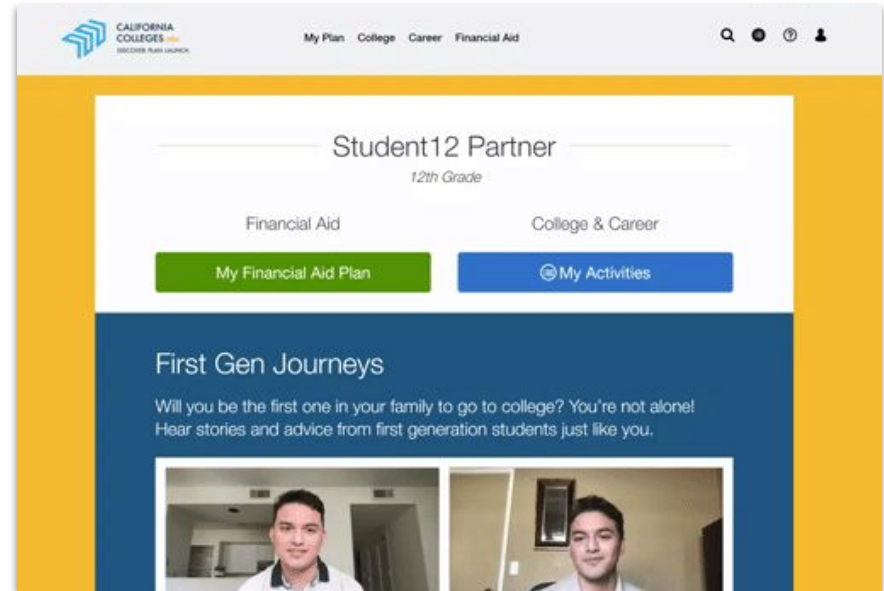
1

Once a student is signed in, click **My Financial Aid Plan**.

2

Once the student clicks **Launch FAFSA/CADAA**, they will be taken to the corresponding application.

Note that the **Launch** button is only available from **during the application window**.





Let's Explore Together!

Use the next few minutes to explore the platform as a student.

1

Go to **CaliforniaColleges.edu** and click **Login**

- ▶ User Name: demo3@demo.edu, demo4@demo.edu,
demo5@demo.edu, demo6@demo.edu, demo7@demo.edu,
demo8@demo.edu
- ▶ Password: Pass12345

2

Click the green **My Financial Aid Plan** button.

- ▶ Click on module 1 "**Complete Prep Work for Your FAFSA or CADAA**".
- ▶ Click through the lesson **Prepare to Apply for FAFSA or CADAA**.
- ▶ Click the checklist icon (☰✓) at the top right hand corner, and review the checklist.
- ▶ Click the **gear icon** (⚙️) at the top of the page to the right of the **financial aid checklist icon**. Then click **all grades**. Now you are able to see all the financial aid modules available to 6th-10th and 11th graders.

The screenshot shows the login process and the My Financial Aid Plan page. The login page has a 'Sign In' button and a 'My Financial Aid Plan' button. The 'My Financial Aid Plan' page shows a checklist of tasks for September, including 'Complete Prep Work for Your FAFSA or CADAA', 'Prepare to Apply for FAFSA or CADAA', 'Review Your FAFSA Checklist', 'Create Your FSA ID', and 'Update Your College List'. The 'Prepare to Apply for FAFSA or CADAA' task is highlighted with a red box. The 'gear icon' is also highlighted with a red box.

Sign In

Email Address/Username

Password

Sign In

Senior4 Demo
12th Grade

Financial Aid

College & Career

My Financial Aid Plan

My Activities

My Financial Aid Plan

To Do (20)

Complete Module 1 now to be ready for the FAFSA or CADAA in December! Modules 2-6 will be updated in January.

September

Complete Prep Work for Your FAFSA or CADAA

Start in September to be ready in December.

September is about getting a head start on financial aid! Do some prep work now so you can be ready to apply in December.

Lessons	Resources	Completed To Do's	Status
Prepare to Apply for FAFSA or CADAA		No To Do's	Completed
Review Your FAFSA Checklist		3/3	Completed
Create Your FSA ID		3/3	Completed
Update Your College List		1/1	Completed



CALIFORNIA
COLLEGES.edu
DISCOVER. PLAN. LAUNCH.

Reflection

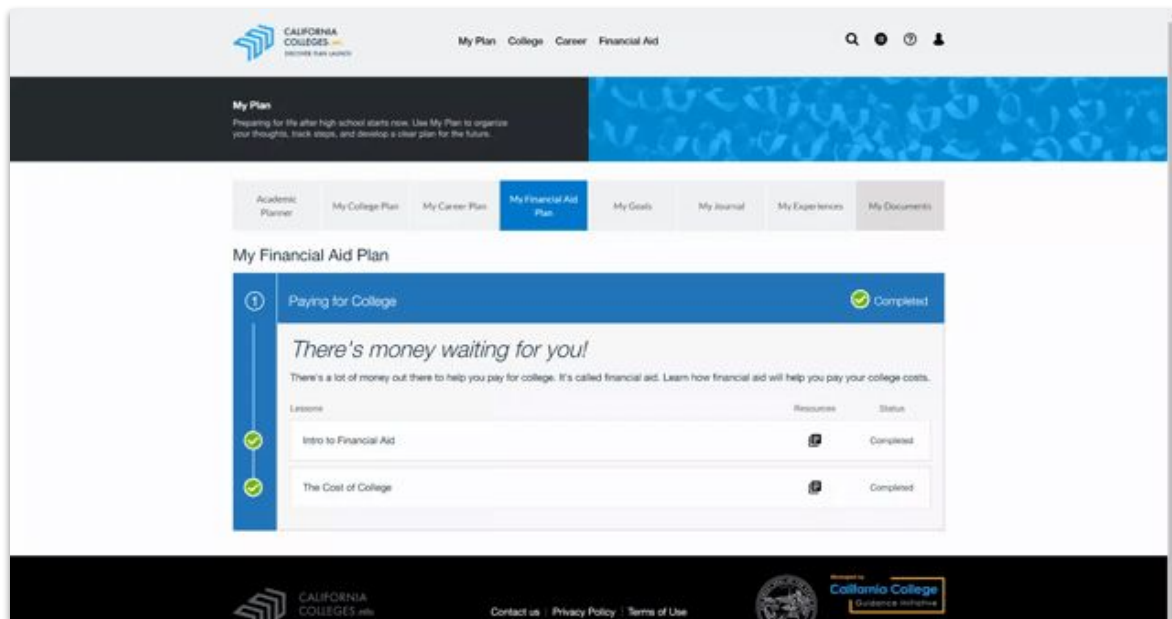
**What are some specific ways
you can incorporate
CaliforniaColleges.edu for
Financial Aid application
season?**





The Financial Aid Roadmap: 6th-11th Grade

Students can start their financial aid journey as early as the 6th grade.





The Financial Aid Roadmap: 12th Grade

During their senior year, students will receive step-by-step guidance on how to complete their FAFSA/CADAA and choose the best offer for their needs.

The screenshot shows the 'My Financial Aid Plan' section of the California Colleges.edu website. The interface includes a navigation bar with links for 'My Plan', 'College', 'Career', and 'Financial Aid'. Below the navigation bar, there's a 'My Plan' header with a description: 'Preparing for the after high school starts now. Use My Plan to organize your thoughts, track steps, and develop a clear plan for the future.' The main content area features a tabbed interface with 'My Financial Aid Plan' selected. A red banner at the top of the plan section states: 'Complete Module 1 now to be ready for the FAFSA or CADAA in December! Modules 2-4 will be updated in January.' Below this, a list of tasks is shown with their completion status:

Task	Status
1. September: Complete Prep Work for Your FAFSA or CADAA	Completed
2. January: Launch and Submit the FAFSA or CADAA	Completed
3. March: Review the Student Aid Report and Cal Grant GPA	In Progress
4. April: Check College Portals	In Progress
5. April: Review Financial Aid Offers	In Progress
6. May: Review Financial Aid Offers	In Progress

Questions?



CALIFORNIA
COLLEGES *.edu*



The Official College & Career Planning
Platform of the State of California

Session 2: Reporting Tools for Educators



CALIFORNIA
COLLEGES.*edu*



The Official College & Career Planning
Platform of the State of California



CALIFORNIA
COLLEGES.edu
DISCOVER. PLAN. LAUNCH.

Check In

How are you using student data to inform financial aid completion?





Educator User Roles on CaliforniaColleges.edu

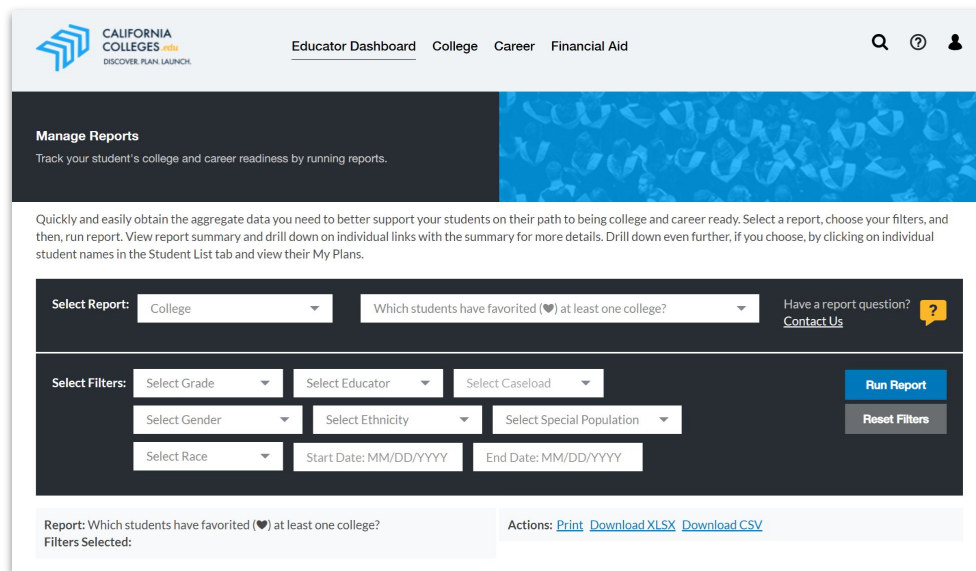
User Role	Permissions
Educator	Student account management for a specific caseload of students at school site including: resetting student passwords, assigning tasks, goals, and journal prompts, creating single student accounts, and managing reports. This user role is only functional for Partner districts.
Counselor	Student account management for all students at school site including: resetting student passwords, assigning tasks, goals, and journal prompts, creating single student accounts, and managing reports.
Multi-Site Counselor	For counselors at multiple sites within the same district. Permissions include student account management for all students at school site including: resetting student passwords, assigning tasks, goals, and journal prompts, creating single student accounts, and managing reports.
Site Admin	Student account management for all students at school site including: resetting student passwords, assigning tasks, goals, and journal prompts, creating single student accounts, and managing reports. Educator account management for all educators at school site including: resetting educator passwords, creating single and multiple educator accounts, assigning and editing Counselor, and Site Admin user roles.
District Admin	Site Admin user role permissions, except creating single student accounts. Plus: Access to all schools in the district, creating and editing Educator, Counselor, Multi-site Counselor, and Site Admin user roles.

Reporting Tools for Educators

Educators can run reports to monitor student progress on their activities on CaliforniaColleges.edu.

How to Run Reports:

- ▶ Select a report **Category**
- ▶ Select a report **Name**
- ▶ Click **Run Report**



The screenshot shows the Educator Dashboard interface. At the top, there's a navigation bar with the California Colleges.edu logo, the text "Educator Dashboard", and links for "College", "Career", and "Financial Aid". On the right of the navigation bar are icons for search, help, and user profile. Below the navigation bar, the main content area is titled "Manage Reports" with a subtitle "Track your student's college and career readiness by running reports." A blue banner with a pattern of graduation caps is on the right. Below the banner, a paragraph explains how to use the reports. The "Select Report:" section has two dropdown menus: "College" and "Which students have favorited (♥) at least one college?". To the right of these is a "Have a report question? Contact Us" link with a question mark icon. Below this is the "Select Filters:" section with several dropdown menus: "Select Grade", "Select Educator", "Select Caseload", "Select Gender", "Select Ethnicity", "Select Special Population", and "Select Race". There are also input fields for "Start Date: MM/DD/YYYY" and "End Date: MM/DD/YYYY". To the right of the filters are two buttons: "Run Report" (in blue) and "Reset Filters" (in grey). At the bottom, there's a summary line: "Report: Which students have favorited (♥) at least one college? Filters Selected:" followed by "Actions: Print Download XLSX Download CSV".



Reporting Tool Benefits

1

Encourage shared responsibility by allowing educators to pull reports at any time.

2

Allows educators to export reports into XSLX or CSV formats, depending on your needs.

3

Help educators plan collective efforts and/or provide targeted intervention by showing students' progress.





Financial Aid Reports

Available Reports:

1

What is the status of FAFSA/California Dream Act Application launches CaliforniaColleges.edu?

2

How are students progressing toward completing the financial aid modules?

3

What are the statuses of students' financial aid modules for their current grade level?

Manage Reports
Track your student's college and career readiness by running reports.

Quickly and easily obtain the aggregate data you need to better support your students on their path to being college and career ready. Select a report, choose your filters, and then, run report. View report summary and drill down on individual links with the summary for more details. Drill down even further, if you choose, by clicking on individual student names in the Student List tab and view their My Plans.

Select Report: **Financial Aid** What is the status of FAFSA/California Dream Act Application launches: **What is the status of FAFSA/California Dream Act Application launches** Have a report question? [Contact Us](#)

Select Filters: 12 Select Course Select Section Run Report Reset Filters

Select Gender Select Ethnicity Select Special Population

Select Race Start Date: MM/DD/YYYY End Date: MM/DD/YYYY

FAFSA/Dream Act Status

For students who launch Free Application for Federal Student Aid (FAFSA) or the California Dream Act Application (CADAA) from within their CaliforniaColleges.edu account and their account includes the Statewide Student Identifier (SSID), the California Student Aid Commission (CSAC) provides this information on 06/16/2022.

Options for a student's application status are:

- Not Launched: These students have not launched their FAFSA or California Dream Act Application from CaliforniaColleges.edu.
- Launched, but Submitted/Completed Not Verified: These students have launched their FAFSA or California Dream Act Application from CaliforniaColleges.edu, but submission or completion has not been verified. It has not been verified for one of two reasons: 1) the student did not submit or complete their application OR 2) we have not received an updated list from CSAC that includes this student. CSAC last provided this information on 06/16/2022.
- Submitted: These students have launched their FAFSA or California Dream Act Application from CaliforniaColleges.edu and CSAC says the application is being processed or may be incomplete. If incomplete, the student will receive an email from the Department of Education asking him or her to correct the FAFSA form. Also, if incomplete, the student's Student Aid Report (SAR) will not include an Estimated Family Contribution (EFC) and will indicate issues needing to be resolved.
- Completed: These students have launched their FAFSA or California Dream Act Application from CaliforniaColleges.edu and CSAC confirms the application is complete. A completed FAFSA has an Expected Family Contribution (EFC) and can be used to determine Cal Grant eligibility if the GPA is matched.

Student Name (Last Name, First Name)	Local Student ID	SSID	Grade	Date Launched from CaliforniaColleges.edu	FAFSA/Dream Act Status
Cash, Johnny	50033	9999950033	12	05/18/2022	Launched, but Submitted/Completed Not Verified
Senior, Samantha	50009	9999950009	12	04/21/2022	Completed
Demo, Elena	50013	9999950013	12	Not Launched	Not Launched
Commander, Colby	50016	9999950016	12	03/15/2022	Submitted



Financial Aid Reports

Manage Reports

Track your student's college and career readiness by running reports.

Quickly and easily obtain the aggregate data you need to better support your students on their path to being college and career ready. Select a report, choose your filters, and then, run report. View report summary and drill down on individual links with the summary for more details. Drill down even further, if you choose, by clicking on individual student names in the Student List tab and view their My Plans.

Select Report:

Financial Aid

What is the status of FAFSA/California Dream Act Application launc

Have a report question?

[Contact Us](#)



Select Filters:

12

Select Course

Select Section

Select Gender

Select Ethnicity

Select Special Population

Select Race

Start Date: MM/DD/YYYY

End Date: MM/DD/YYYY

Run Report

Reset Filters





CALIFORNIA
COLLEGES.edu
DISCOVER. PLAN. LAUNCH.

Financial Aid Reports

Student Name (Last Name, First Name)	Local Student ID	SSID	Grade	Date Launched from CaliforniaColleges.edu	FAFSA/Dream Act Status
Cash, Johnny	50033	9999950033	12	05/18/2022	Launched, but Submitted/Completed Not Verified
Senior, Samantha	50009	9999950009	12	04/21/2022	Completed
Demo, Eleven	50013	9999950013	12	Not Launched	Not Launched
Commander, Cobra	50016	9999950016	12	03/15/2022	Submitted



CALIFORNIA
COLLEGES.edu
DISCOVER. PLAN. LAUNCH.

Educator Tools Demonstration

Experience the CaliforniaColleges.edu platform functionalities from the educator perspective.

Demo Account



Site Admin Account

User Name: counselor@demo.edu

Password: Pass12345



Let's Explore Together!

Use the next few minutes to explore the Financial Aid Reports

1

Go to **CaliforniaColleges.edu** and click **Login**

- ▶ Log In to the Demo Account below
- ▶ User Name: counselor@demo.edu
- ▶ Password: Pass12345

2

Click the **Report Management** section under Manage Reports.

- ▶ Select a category: **financial aid** under report type.
- ▶ Select a **report type**: "How are students progressing toward completing the financial aid modules?"
- ▶ Look at the different report **statuses**:
How many Students have not started any of the financial aid modules?

The screenshot displays the Educator Dashboard interface. At the top, there's a navigation bar with the California Colleges.edu logo and links for Educator Dashboard, College, Career, and Financial Aid. Below this, the main content area is divided into three sections: Manage Reports, Manage Student Accounts, and Resources. The Manage Reports section is highlighted with a red box and a red arrow pointing to the 'Report Management' link. Below this, the 'Manage Reports' section is shown, featuring a 'Select Report' dropdown menu with 'Financial Aid' selected. To the right of this dropdown is a text input field containing 'What is the status of FAFSA/California Dream Act Application launch'. Below these fields are several 'Select Filters' including '12', 'Select Course', 'Select Section', 'Select Gender', 'Select Ethnicity', 'Select Special Population', and 'Select Race'. At the bottom right, there are buttons for 'Run Report' and 'Reset Filters'. A 'Have a report question? Contact Us' link is also visible.



CALIFORNIA
COLLEGES.edu
DISCOVER. PLAN. LAUNCH.

Think-Pair-Share

**How could you use the
Financial Aid Reporting tools
on CaliforniaColleges.edu to
support your work?**



Session 3: CCGI Tools for Tier 1 Lesson Planning



CALIFORNIA
COLLEGES *.edu*



The Official College & Career Planning
Platform of the State of California




CALIFORNIA
COLLEGES.edu
DISCOVER. PLAN. LAUNCH.

6th-12th Grade Lesson Plans

The 6th-12th grade lesson plans guide students through a series of developmentally-appropriate financial aid, college and career planning activities, so students can:

Discover their path



Launch their plan



Plan for their future





Curriculum and Lesson Plans

Each grade-level activity has an associated lesson plan that educators can use during instructional time and counseling interventions.

CCGI lessons are:

- Trackable
- Sequential but flexible
- Aligned to standards

Curriculum and Lesson Plans

What Do I Like?: Interest Profiler (6.2)

Goal: Students will evaluate their personal interests and explore matching career options.

Lesson Time Options

This lesson requires one 45-60 minute class period.

Student Materials

This lesson plan is part of the default **Activities by Grade Level**. The corresponding student My Task for this lesson is called **What Do I Like?** For more information, click on **How do students download and upload documents to CaliforniaColleges.edu?** under **Assignments** in [Educator Help](#).

In This Packet

This packet includes everything you need to complete the lesson.

- Student Worksheet
- Educator Guide
- Appendix: Learning Extension

Standards

The literacy skills of Common Core can be broken down into sections – reading, writing, and speaking and listening (language skills are outside of the focus of CaliforniaColleges.edu). In the lesson, students will practice the following skills:

Common Core Skill	Practiced in this Lesson
Reading for Information	CCR – Reading 4, 7; Reading Information – 4, 7
Narrative Writing	CCR-Writing 3; Writing 3

College & Career Readiness Lessons

CaliforniaColleges.edu Lessons have been crosswalked to the below standards:

- ▶ Common Core Standards 2019
- ▶ ACSA Mindset & Behavior Standards
- ▶ CCSS College & Career Readiness benchmarks
- ▶ AVID Standards
- ▶ California T-SEL competencies

Suggested Implementation Period	Anticipated Dates	ASCA Domain	Focus	Grades	Topic
Fall Quarter 2		Academic/Personal-Social	Planning for High School/How Do I Learn?	8th-8th	Search Module (8.3)
Fall Quarter 2		Academic	What Do I Learn? Interest Profiles (8.3)	8th-8th	What Do I Learn? Interest Profiles (8.3)
Spring Quarter 1		Personal/Social	How Do I Learn?	8th	Future Lessons: My Personality (8.3)
Spring Quarter 1		Academic	Planning for High School	7th-8th	Planning Activities for High School
Spring Quarter 1		Academic	Preparing and Planning for College	6th-8th	Reflection and Goal Setting
Spring Quarter 1		Academic/Career	Develop College Knowledge CA Systems of H	7th-8th	College 101: An Introduction (8.3)
Spring Quarter 2		Academic	Planning for College/Financial Aid Literacy	7th-8th	Module 1: Planning for College (Financial Aid)
Spring Quarter 2		Academic	Develop College Knowledge CA Systems of H	7th-8th	My First College
Spring Quarter 2		Academic	Develop College Knowledge CA Systems of H	7th-8th	Future Mindset Experiences and Activities
Spring Quarter 2		Academic	Develop College Knowledge CA Systems of H	7th-8th	My Future Alma Mater: College Research
Spring Quarter 2		Academic	Develop College Knowledge CA Systems of H	7th-8th	My Future Alma Mater: College Presentation
Spring Quarter 2		Personal/Social	Academic Literacy/Persistence/Goal Orientation	7th-9th	Introduction to SMART Goals
Fall Quarter 1		Academic	Planning for High School	8th	Success: School, Self
Fall Quarter 2		Academic	Planning for High School	8th	Task and Time Management (8.3)
Fall Quarter 2		Career	Explore Careers and Interest	9th	Past and Future Me: Career Investigation (8.3)
Spring Quarter 1		Academic	Preparing and Planning for High School & College	9th	Past and Future Me: Planned High School Plan (8.3)
Spring Quarter 1		Academic	Preparing and Planning for High School & College	9th	Past and Future Me: Reflection and Action SMART Goal Development
Spring Quarter 2		Academic	Preparing and Planning for High School & College	9th	Family Lesson: My Future Resources

Lessons Action Plan




MTSS Mapping

	NOSCA Competency	CCOI Data Informed Reporting Tools	Grade Level	Select Platform Tools	Select Student My Plan Activities	MTSS Tier-1 Interventions	Participation Data (Who, What, When Where & How Long)	Handout & Behavior Data (Skills, Knowledge & Attitudes)	Outcomes (Achievement & Daily)
6	College Aspirations NOSCA Data Elements: Build a college going culture based on early college awareness by nurturing in students the confidence to aspire to college and the resilience overcome challenges along the way. Maintain high expectations by providing adequate supports. What to Measure: Advice and productive engagement in school is one indicator of students' aspirations. To access your students' level of engagement, see if they are attending school, behaving in school and performing academically.	Career Reporting: Favorited Careers, Career Assessment Completion Data College Reporting: Favorited Colleges, Majors. Supplemental Data-My Plan Activities: Career, Major, College List, My Journal	6th	<input type="checkbox"/> Career Assessments: Interest Profiler	<input type="checkbox"/> Start Career List	<input type="checkbox"/> District Wide Activities			
7			7th	<input type="checkbox"/> Career Assessments: Learning and Productivity	<input type="checkbox"/> Start College List	<input type="checkbox"/> School Site Activities			
8			8th	<input type="checkbox"/> Career Search Tool	<input type="checkbox"/> My Journal	<input type="checkbox"/> Classroom Instruction			
9				College Search Tool	<input type="checkbox"/>				
10				Major Search Tool	<input type="checkbox"/>				
11				Academic Planner	<input type="checkbox"/>				
12	Academic Planning for College and Career Readiness	Career Reporting: Favorited Careers, Career Assessment Completion Data	6th	<input type="checkbox"/> Career Assessments: Interest Profiler	<input type="checkbox"/> Add to Career List	<input type="checkbox"/> District Wide Activities			
13									

CaliforniaColleges.edu: MTSS Lesson & Activities Action Plan



Pittsburg USD Lessons

**Pittsburg**
High School

Home District Our Schools Search Translate Quicklinks

OUR SCHOOL SCHOLARS & FAMILIES

Scholars & Families

+ Academic Programs

- Counseling

Academic & Activities Probation

+ California Colleges Guidance Initiative

- College and Career

About Us

Notifications

Calendar

EAOP/DCAC College Advising

Making Waves

Trio Talent Search

Junior Pirates

Freshman - Year 1

Sophomore - Year 2

Junior - Year 3

Senior - Year 4

SAT/ACT information

College Applications


+ Financial Aid Information


Scholarships

NCAA

Home > Scholars & Families > Counseling > College and Career


College and Career Center Overview






COLLEGE AND CAREER CENTER OVERVIEW

COLLEGE AND CAREER CENTER CONTACT US



SYNITHA WALKER
College and Career Technician
synithawalker@pittsburgusd.net
(925) 473-2390 x7552
Send me a message on REMIND!
PHS CEEB Code: 052475
Room A201C (Inside the PHS library)



Pittsburg USD Lesson Plans



Counselor Scope and Sequence Sample

	School Matters (Academic)	You Matter (Social Emotional)	Your Future Matters (Career Exploration)
Grade 6	Homework/Organization skills (B-LS 3) <ul style="list-style-type: none"> Importance of grades Time Management Organization skills Stress (Stress)	Online Safety/Etiquette (B-SMS 9) <ul style="list-style-type: none"> Digital Citizenship Communicating with others (socially, academically) Appropriate social media usage Stress/Consent (Consent, Stress)	Interest Awareness (B-LS 10) & (M 3) <ul style="list-style-type: none"> Californiacolleges.edu: Interest Profiler Intro to RIASEC
Grade 7	Study Skills (B-LS 3) <ul style="list-style-type: none"> Californiacolleges.edu: Learning & Productivity Study skills/time management Stress (Stress)	Interacting with Teachers, Parents & Peers (B-SS 3) <ul style="list-style-type: none"> Bullying Advocacy Understanding/accessing resources Consent/Stress (Consent, Stress)	Exploring Post-Secondary (B-LS 7) & (B-SMS 6) <ul style="list-style-type: none"> HS Grad Requirements A-G Post-Secondary options (CC: College Search Tool) Majors (CC: Major Search Tool)
Grade 8	Academic and Post Secondary Options (B-LS 7) & (M 4) <ul style="list-style-type: none"> AERIES: Academic Planner HS Grad Requirements Credits Communicating with Teachers (Stress)	Healthy Relationships (B-SS 2) <ul style="list-style-type: none"> EverFi: Understanding Mental Wellness (What is Mental Health?, What is Anxiety? Coping strategies, Supporting Mental Health, Offering Support) (Consent, Stress)	Identifying my Strengths (B-LS 5) & (M 5) <ul style="list-style-type: none"> Californiacareerzone.org: Making Money Choices

Sample Scope and Sequence - Santa Clara USD



CALIFORNIA
COLLEGES.edu
DISCOVER. PLAN. LAUNCH.



Julian McDaniels

Assistant Principal, Vista Del Lago High School
Former Social Science & AVID teacher





CALIFORNIA
COLLEGES.edu
DISCOVER. PLAN. LAUNCH.

A Teacher's Experience

- ▶ “As an AVID and Social Science teacher at Valley View High School, I utilized CaliforniaColleges.edu with AVID students
- ▶ I realized that ALL students could benefit from the platform and additional college and career planning support.
- ▶ I developed a clear sequence of college and career readiness lessons, organized by grade-level, using CaliforniaColleges.edu
- ▶ I coordinated a school-wide effort for teachers in ALL departments to deliver college and career readiness lessons to students on “CCGI Launch Day” as part of a broader school-wide strategy to increase college application and matriculation outcomes.”



Lesson Sequence

- ▶ **English:**
 - 9-11: [Academic Planner](#)
 - 12: Launch MVC Application
- ▶ **Math:**
 - 9-12: [College Research Presentation](#)
 - 9-12: [College Research Worksheets](#)
- ▶ **Social Science:**
 - 10 – [Multiple Intelligences](#) and [Worksheet](#)
 - 11 – [Do What You Are](#) and [Worksheet](#)
 - 12 – Launch FAFSA (Counselors Facilitate)
- ▶ **Science:**
 - 9-12: [Career Research](#)
 - 9-12: [Career Research Worksheets](#)
- ▶ **World Language/Business/VAPA/Other:**
 - 9-12: [Journal Entries](#)
 - 9-12: [CCGI Notes Worksheet](#)

CCGI Launch Day

- October 1st
- All students participate in CCGI Activities
- Lesson Plans, Presentations, and Worksheets provided to teachers
- Each department covers a different topic
 - Students receive 4-5 different lessons throughout the day
 - All centered on College and Career Readiness



Learnings & Impact

- ▶ “By asking all teachers to be a part of implementing CaliforniaColleges.edu during CCGI Kick-Off Day, it opened their eyes to what was possible in the platform and how their students engaged with it. After the kick-off, teachers continued to reach out about additional lessons they could do with their classes:
 - Senior Government/Economics Teachers began weekly college/career research lessons.
 - Senior English teachers incorporated a final “Life After High School” assignment requiring students to investigate their Social, Academic, and Financial Needs.
- ▶ For CCGI Kick-Off Day, we intentionally included students beginning at Grade 9, so that students would be familiar with CaliforniaColleges.edu long before they got to Grade 12.
 - In Grade 12, our Counselors support students to launch their college and financial aid applications using CaliforniaColleges.edu.”



Learnings & Impact

- ▶ “In our district, only about 40% of students meet the a-g requirements to attend a 4-year university, so some of our teachers and students were turned off by efforts framed around college, because they didn’t see it is applicable to the majority of students.
 - Using CaliforniaColleges.edu gave us an opportunity to reframe “college” as inclusive of all 3 higher education segments – Community College, CSU, and UC – and, therefore, an option for **ALL** students.
 - We realized through this effort that many students thought that the purpose of CCC was to transfer to 4-year, but weren’t aware of the of the career training and certification opportunities available to them in areas that matched their interests.
- ▶ Designing time for every student to explore their career goals and connecting that exploration to college planning made a difference:
 - In our first year (2019-20), we saw our 4-year college going rates remain steady and our two-year college-going rates increase.”



CALIFORNIA
COLLEGES.edu
DISCOVER. PLAN. LAUNCH.



Natalie Moring

Assistant Principal, Hughson High School



A School Leader's Experience



- ▶ “Hughson High School has a Portfolio Project and Senior Exit Interview that has been a part of our district graduation requirements for the last couple decades.
- ▶ In 2019-2020, HHS transitioned from a paper ‘binder’ portfolio format to use of CaliforniaColleges.edu.
- ▶ The initial team built out the sequence of required grade-level activities CaliforniaColleges.edu for our staff and students.
- ▶ The portfolio requirement is embedded in the history classes with lessons throughout the school year. The middle school has a counselor who presents lessons to each class instead.
- ▶ Student progress is electronically stored and maintained from middle school through graduation in CaliforniaColleges.edu.”

HHS Graduation Requirements

English	40 units
Mathematics - Math 1 (10) Additional Math (20)	30 units
Science - Biological Science (10) Physical Science (10) Additional Science (10)	30 units
Social Science - Geography (10) World History (10) US History (10) Economics (5) Government (5)	40 units
Fine Art or Modern Language	10 units
Fine Art of Modern Language or Practical Art	10 units
PE	20 units
Electives	20 units
Portfolio Project and Senior Exit Interview	See below

PORTFOLIO PROJECT AND SENIOR EXIT INTERVIEW REQUIREMENT

All students participate in our portfolio project. Students learn and practice communication skills, problem solving, and team building skills. They measure their own personal and academic growth over time, and catalog examples of their best work. All seniors will have their portfolio assessed and will participate in a required senior exit interview. In preparation for this interview, students will develop resumes, applications, practice job seeking skills and interviewing skills in addition to preparing the four year portfolio for review and evaluation.



Portfolio Lessons

- ▶ **Grade 9-12:** Goal Setting
- ▶ **Grade 9-12:** Review of Eligibility tools
- ▶ **Grade 9:** Career Assessment and exploration
- ▶ **Grade 10:** Career & College Major search
- ▶ **Grade 11:** Career, College & Financial Aid research
- ▶ **Grade 12:** College and Financial Aid applications, “My Plan” Resume draft
- ▶ **Optional/Recommended 9-12:** “My Experiences” to document hours/activities over time for use in Resume and Applications
- ▶ **Optional/Recommended 9-12:** “My Documents” to electronically store cover letter, resume, and other required portfolio documents that will be presented at Senior Exit Interview.
- ▶ All lessons at each grade level are part of their history grade.



CALIFORNIA
COLLEGES.edu
DISCOVER. PLAN. LAUNCH.

Final Portfolio Project Components

- ▶ Letter of Introduction
- ▶ Resume
- ▶ 2 Letters of Recommendation
- ▶ Job Application
- ▶ Proof of FAFSA/CADAA or Opt-Out Form

*Upon a passing portfolio score, seniors are assigned an exit interview date and time.

HHS 2022 Portfolio Grading Rubric

Student Name: _____	Pass	Fail	Career Ready
Letter of Introduction <ul style="list-style-type: none">· Your letter must be dated at the top.· Address the letter-To Whom It May Concern:· Use Times New Roman, 12 font· Must use format assigned in class· Use Sincerely, or Sincerely Yours, at the close of your letter, skip four single spaces and sign your name. Auto Fail if not signed.· Letters longer than one page will be an automatic fail· Proof your letter for mistakes and correct them.· Sign your name in between the four spaces in ink (blue or black)			
Resume <ul style="list-style-type: none">· Do not use a small font. Make sure your resume is spread out over the entire page as much as possible.· Resumes longer than one page will be an automatic fail· Proof for mistakes.· Include your references, at least 2 names must be included. References on request will NOT be accepted. References may not be related to you or be your friends. If you do this, your portfolio will be an automatic fail.· Include complete contact information (job title, full address and phone number) failure to include contact information will be an automatic fail			
Letter of Recommendation #1 <ul style="list-style-type: none">· You must have two letters of recommendation, including a signature on each letter. Failure to do so will result in a fail and require immediate correction.· Your letters of recommendation must come from: a teacher, a counselor, an employer, a pastor or priest, a youth counselor, a sixth-grade camp counselor, etc. Your letter must never be from a parent or relative, or another student who attends HHS or has graduated within the last three years. Including friends or relatives is an automatic fail· References are often called and checked by the portfolio graders, so be sure information is accurate. If found to be made up it will be considered academic dishonesty.			
Letter of Recommendation #2			
Job Application <ul style="list-style-type: none">-The job application must be FILLED OUT COMPLETELY on both sides.·The application must be filled out in blue or black ink. Use the same ink the entire application. It must be neat without scratch-outs, whiteout, or errors.· Must have Work Experience or Volunteer work, no N/A in work experience area- You must sign the job application, include references, phone numbers and COMPLETE addresses whenever applicable; failure to do so or incorrect addresses will require immediate correction			



Final Portfolio Project and Senior Exit Interview

- ▶ “Current and retired professionals from the community serve on the exit interview panels.
- ▶ Students present their completed portfolios and answer questions about their experiences at HHS and with [Californiacolleges.edu](https://californiacolleges.edu).
- ▶ Students must earn a passing score on their interview to meet graduation requirements.
- ▶ Students who do not pass the initial interview are given tips and suggestions to improve their interview skills.
- ▶ For students who did not pass the initial interview, they have a second interview with the school administration.”

HHS Exit Interview Scoring Rubric

Category	Content	Scoring
List of components that will be required of students during the exit interview	Description of what is expected in each category Interviewers will assign scores for each category based upon fulfillment of requirements and completeness of responses	Students must earn a minimum score of 70% in order to pass: 4-Well Done 3-Adequate 2-Needs Improvement 0-Not Acceptable Any score of “0-Not Acceptable” fails the entire interview.
Appearance	Acceptable: Appropriately groomed; suit and tie; dress suit (FFA or FHA standards); sleeved and collared shirt with tie; appropriate dress, skirt, blouse, or slacks. Unacceptable: Inappropriately groomed, shirt not tucked in; underwear showing, too short, tight, or casual; t-shirts, flip flops, showing too much skin.	
Interviewing Skills	Good posture; consistent eye contact; organized, thorough, complete, and appropriate responses to questions using complete sentences, good grammar.	
Presentation of Resume	Students can describe career and educational objectives; point out personal strengths. Resume is easily read and contains no grammar or spelling errors. <ul style="list-style-type: none"> • Answers Question: Tell us a little about yourself. • Answers Question: What are your personal goals? 	
Hughson High School Experiences	What courses at Hughson High School have benefitted you the most and why?	
HHS Question	Tell us what stands out the most to you from your years of experience at Hughson High.	
Personal Accomplishments	Tell us about two or three personal accomplishments of which you are proud.	
Portfolio Curriculum	Tell us about your experience with the CaliforniaCollege.edu curriculum. How has this program helped you with plans for after high school?	
Hiring Question	If we have a job opening for a high school graduate, why should we hire you?	
Comments Suggestions Commendations		TOTAL SCORE



Learnings & Impact

- ▶ “Through our implementation of Californiacolleges.edu, Hughson High School ensures that students track their college and career readiness:
 - We streamlined our portfolio process to ensure that all students succeed and meet the expectation of the graduation requirement.
 - We use CaliforniaColleges.edu to help meet IEP transition requirements for college exploration and career exploration.
 - When completing CSU, UC, and CCC applications, students are able to upload transcripts from their Californiacolleges.edu account.
 - By enabling students to upload their transcripts directly to the college applications, it has saved time for students when completing the application.
 - The applications are more accurate in ensuring that the courses taken meet A-G requirements.
 - Students launch the FAFSA/CADAA directly from CaliforniaColleges.edu.”



Learnings & Impact

- ▶ “During the pandemic school closures in 2020-21, Hughson High was still able to meet the post-secondary planning needs of our students. Students were still able to complete their lessons on CaliforniaColleges.edu, submitted portfolios electronically, and utilized Zoom for exit interviews.
- ▶ Each year, we continue to refine our process:
 - With the new FAFSA/CADAA requirement this year, our administrative and counseling teams are using the reporting features to determine which students have completed the application and who has not.
 - Tracking college and financial aid application status in real time has enabled our counselors to pinpoint students who may need additional support to complete their applications.”



CALIFORNIA
COLLEGES.edu
DISCOVER. PLAN. LAUNCH.

Think-Pair-Share

What strategy stood out to you? Why? How would you use this at your site?



Questions?



CALIFORNIA
COLLEGES *.edu*



The Official College & Career Planning
Platform of the State of California

Session 4: District/Site Planning Time



CALIFORNIA
COLLEGES *.edu*



The Official College & Career Planning
Platform of the State of California



Breakout Session Instruction

Break into groups by District. Use the next 45 minutes to work with your district teams to answer the following questions:

1

What are the next steps you would take to use CaliforniaColleges.edu to support your Financial Aid plan this academic year?

2

How would we implement using CaliforniaColleges.edu?

- ▶ Who needs to be involved?
- ▶ What convening spaces could work to share information?
- ▶ What support do we need?

3

**What would be an appropriate timeline?
How should we measure the results for year 1?**



Resources and Next Steps



CALIFORNIA
COLLEGES *.edu*



The Official College & Career Planning
Platform of the State of California



CCGI Resources

- ▶ [About AB 132 and the Cradle-to-Career Data System](#) - learn about the role of CaliforniaColleges.edu in the State's data system
- ▶ [CaliforniaColleges.edu Resource Hub](#) - a single site that compiles resources for students, parents and educators, including step-by-step informational guides to support use of the tools, video demonstrations, and testimonials from those who've used platform
- ▶ [CaliforniaColleges.edu Messaging Toolkits](#) - messaging tool kits including sample emails and social media posts for educators, students and families.
- ▶ [Virtual Training Series for Administrators and Counselors](#) - Pre-recorded videos demonstrating use of key areas of CaliforniaColleges.edu that [educators](#) can access at any time.
- ▶ [Subscribe to our mailing list](#) - get important announcements about CaliforniaColleges.edu enhancements and other updates
- ▶ [CCGI Newsroom](#) - see where our work has been featured by local, state and national media outlets, as well as numerous studies & reports that feature our approaches and impact

Questions?



CALIFORNIA
COLLEGES *.edu*



The Official College & Career Planning
Platform of the State of California



Thank You!