

CaliforniaColleges.edu Refresher & Implementation Planning Workshop

Saddleback Valley Unified School District

September 17, 2024



CALIFORNIA
COLLEGES.edu



The Official College & Career Planning
Platform of the State of California



Dedreiana Elliott
Senior Manager



Monique Bell
Training Manager



CALIFORNIA
COLLEGES.edu
DISCOVER. PLAN. LAUNCH.

Engagement & Implementation

Meet Your Greater Los Angeles Engagement & Implementation Team




Tamai Johnson
Director



Joanna Vazquez-Zelaya
Deputy Director



Doris Lee
Senior Manager



Dedreiana Elliott
Senior Manager



Monique Bell
Training Manager



CALIFORNIA
COLLEGES.edu
DISCOVER. PLAN. LAUNCH.

Agenda

Today's Outcomes

Overview of CaliforniaColleges.edu

Breakout Session

Site Implementation Planning

Next Steps

MAKE YOUR
PLAN

FOR COLLEGE AND CAREER

APPLY TO THE
116 CCCs 23 CSUs 9 UCs

FAFSA OR CA DREAM ACT

ALL IN ONE PLACE

CALIFORNIA
COLLEGES.edu
DISCOVER. PLAN. LAUNCH.



Today's Outcomes

1

Provide a brief **overview** of tools on CaliforniaColleges.edu.

2

Explore student and educator perspectives on CaliforniaColleges.edu.

3

Brainstorm and **strategize** implementation planning at both the middle school and high school level.

4

Discuss next steps for **implementation** of CaliforniaColleges.edu this academic year.



CaliforniaColleges.edu Overview



CALIFORNIA
COLLEGES *.edu*



The Official College & Career Planning
Platform of the State of California



CALIFORNIA
COLLEGES.edu
DISCOVER. PLAN. LAUNCH.

California College Guidance Initiative

Who We Are

- ▶ State-funded nonprofit.
- ▶ Manager of **CaliforniaColleges.edu**.
- ▶ Crucial component of the state's new **Cradle-to-Career System** tools.

Why We're Here

- ▶ To smooth the path to college and career for all California students.
- ▶ To ensure equitable outcomes for all students, especially the underserved.

What We Do

- ▶ College and career planning.
- ▶ Capacity building.
- ▶ Provide data-informed tools to students, parents, and educators.

Visit the **Cradle-to-Career Website**





CALIFORNIA
COLLEGES.edu
DISCOVER. PLAN. LAUNCH.

The Tools on CaliforniaColleges.edu



The State of California's official college and career planning platform

We provide students with:



Career Exploration

College and Major Search

CSU and UC Eligibility Tools

Financial Aid Lessons

College and Financial Aid
Application Integrations

We provide educators with:



Data Alignment Support

"a-g" Progress Monitoring

College and Financial Aid
Application Tracking

Reporting Tools
to Support Timely and
Intentional Intervention

District Information



CALIFORNIA
COLLEGES *.edu*



The Official College & Career Planning
Platform of the State of California



CALIFORNIA
COLLEGES.edu
DISCOVER. PLAN. LAUNCH.

Saddleback Valley USD

► Data Status

- ┌ Go Live Date: May 1, 2024
- ┌ File frequency: Bi-weekly

► District POC's

- ┌ Michelle O'Neil
- ┌ Rebecca Clark

Breakout Session: Middle School



CALIFORNIA
COLLEGES.*edu*

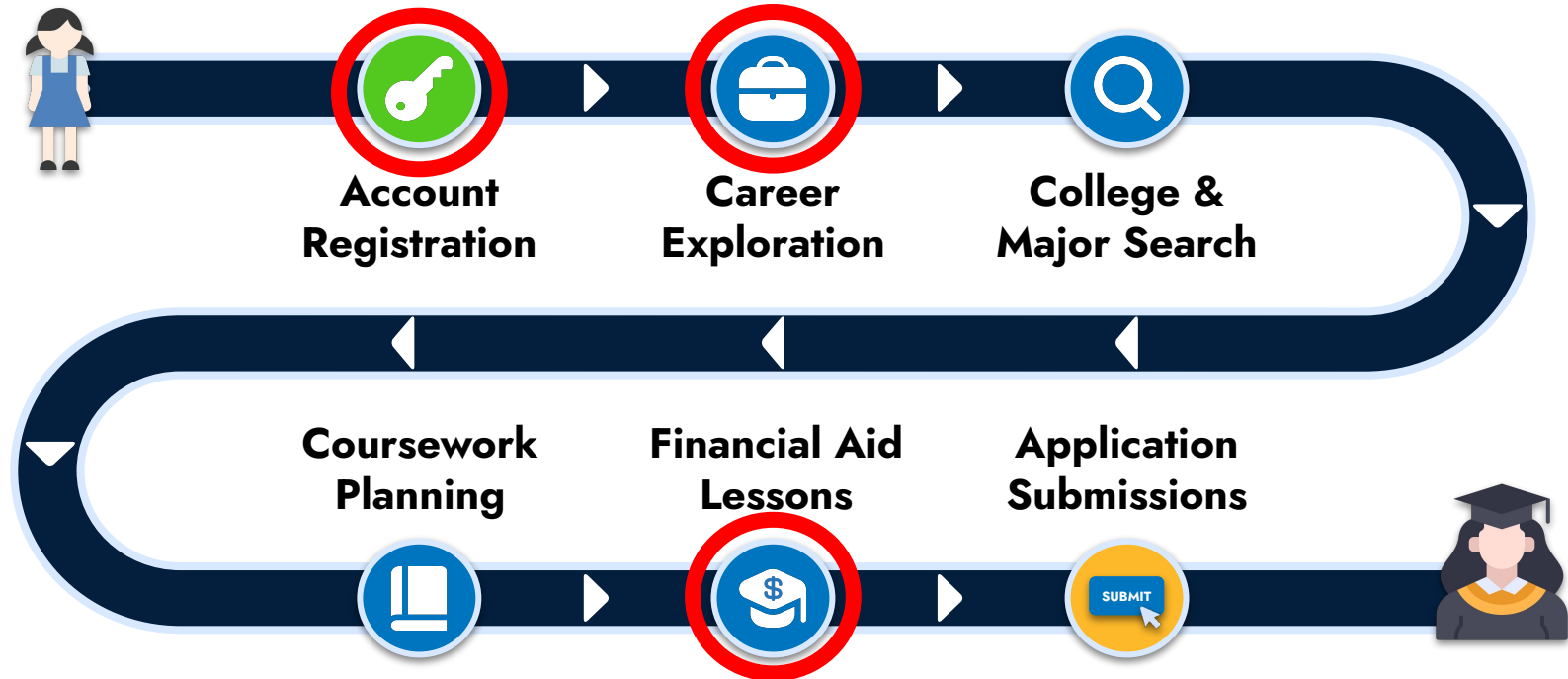


The Official College & Career Planning
Platform of the State of California



Smoothing the Path for Students

When students are signed in to CaliforniaColleges.edu, educators can track their activities and application progress using built-in reporting tools.



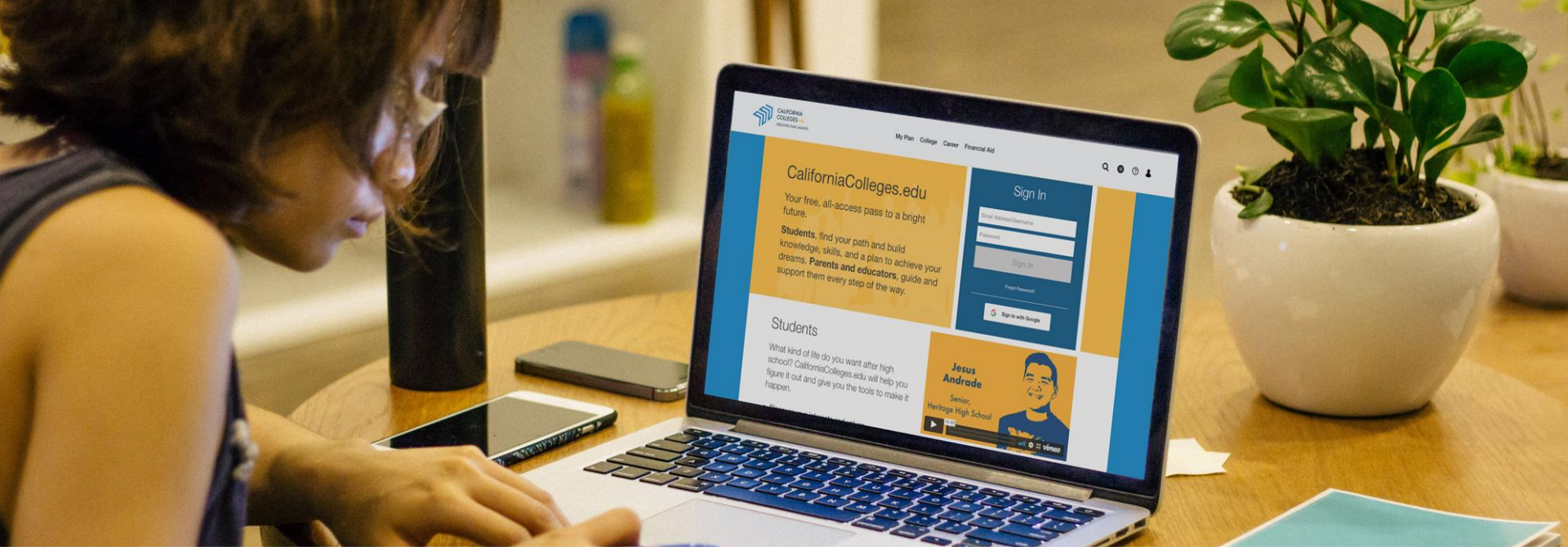
Student Account Registration



CALIFORNIA
COLLEGES *.edu*



The Official College & Career Planning
Platform of the State of California



Demonstration of Student Account Registration

Planning for Student Account Registration

Below are key aspects needed when planning and developing a quality student account registration plan:



Message the **why**
to all stakeholders



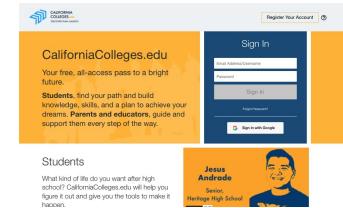
Troubleshooting
process



Initial and
ongoing **plan**



Educator
Reporting



Provide **resources**
and toolkits to all
stakeholders



Educator Account Roles

USER ROLE	PERMISSIONS	UTILIZATION
Educator	<ul style="list-style-type: none">— See and manage only those students assigned to them in a caseload— Resetting student passwords, assigning tasks, goals, and journal prompts	Limited student level support
Counselor	<ul style="list-style-type: none">— See and manage all students within the school site— resetting student passwords, assigning tasks, goals, and journal prompts, creating single student accounts, and managing reports	Engage in targeted college and career readiness planning, proactive identification of Tier 2 and 3 students who are not realizing A-G proficiency
Site Admin	<ul style="list-style-type: none">— See and manage all students and educators within a school site— Educator account management for all educators at school site including: resetting educator passwords, creating single and multiple educator accounts, assigning and editing Counselor, and Site Admin user roles.	Visualize student activity to make informed decisions regarding student progress at the site level
District Admin	<ul style="list-style-type: none">— See and manage all students and educators within a district.— Access to all schools in the district, creating and editing Educator, Counselor, Multi-site Counselor, and Site Admin user roles.	Monitor utilization at a district wide level to support key implementation and college readiness activity decisions



Student Account Management

► Out-of-District Emails

- If a student first registered their account in another district, they may need to change their email in the platform.
- Reset the student's password and have them log in using old email. They can then edit their account to change to new email.

► Resetting Passwords

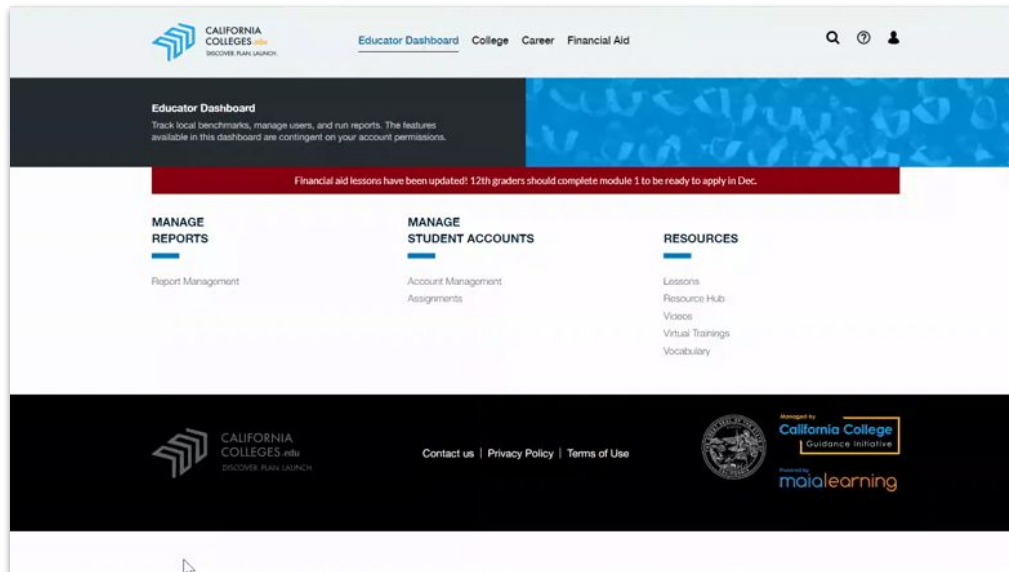
- Anyone with an educator account can assist students with a manual password reset
- Alternatively students can reset their password via email by clicking "reset password"

Reporting: Monitor Account Registration

Educators can run reports to monitor account registrations on CaliforniaColleges.edu.

How to Run Reports:

- ▶ Select report **Accounts**
- ▶ Select report **How Many CaliforniaColleges.edu Accounts...**
- ▶ Click **Run Report**.
- ▶ Filter to find results and/or download files





Self-Guided Exploration: The Educator Experience

Middle School Counselor:

Username:

middlecounselor@demo.edu

Password:

Pass12345

Explore

- ▶ **Navigate to:**
 - Manage Reports
- ▶ **Click Around:**
 - Category: Accounts
 - Report: How many CaliforniaColleges.edu accounts are there sites at my school?

Consider

- ▶ What students and/or student populations may have not been registered at your sites?
- ▶ How do you plan to register the “unregistered” students?



Site Discussion

Consider the following questions for Student Account Registration:

1

When could students complete their student account registration?
(ex: start date, completion date)

2

How could students complete their student account registration?
(ex: during advisory, pulled out of a specific class)

3

Who could be responsible for ensuring students registered their accounts?

4

What could be needed to successfully have students register their accounts?

Career Exploration



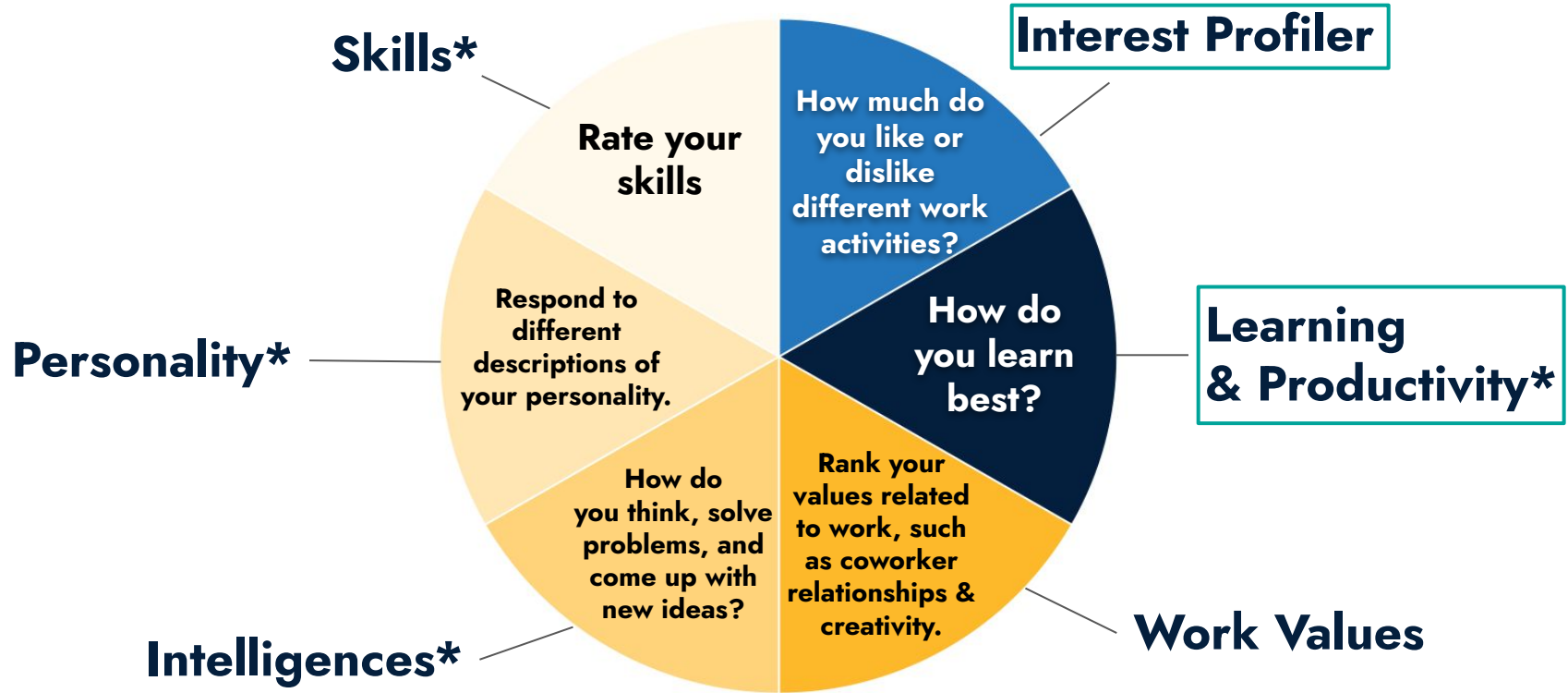
CALIFORNIA
COLLEGES *.edu*



The Official College & Career Planning
Platform of the State of California



Career Assessments



***Assessments allow for three maximum attempts.**



Self-Guided Exploration: The Student Experience

Middle School Students:

Username:

6a@demo.edu

7a@demo.edu

8a@demo.edu

Password:

Pass12345

Middle School Counselor:

Username:

middlecounselor@demo.edu

Password:

Pass12345

Explore

- ▶ **Navigate to:**
 - My Career Plan
- ▶ **Click Around:**
 - Career List
 - Assessments
 - Top Careers

Consider

- ▶ What do students need if they are interacting with the platform for the first time?
- ▶ What do students need to navigate to the tool/activity they will be completing?



CALIFORNIA
COLLEGES.edu
DISCOVER. PLAN. LAUNCH.

Share Out

Based on your discussion, what approaches will you use to facilitate the CaliforniaColleges.edu lessons with students?



Breakout Session: High School



CALIFORNIA
COLLEGES.*edu*

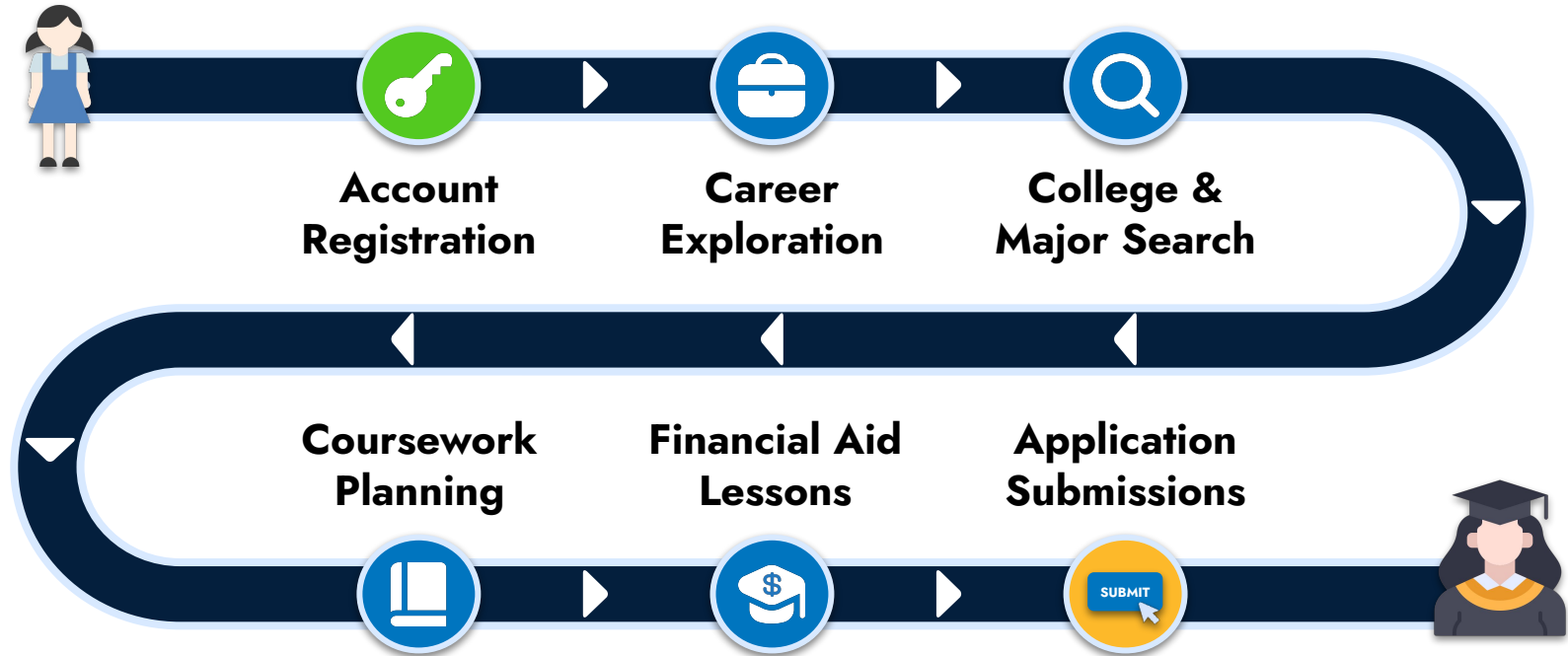


The Official College & Career Planning
Platform of the State of California



Smoothing the Path for Students

When students are signed in to **CaliforniaColleges.edu**, educators can track their activities and application progress using built-in reporting tools.



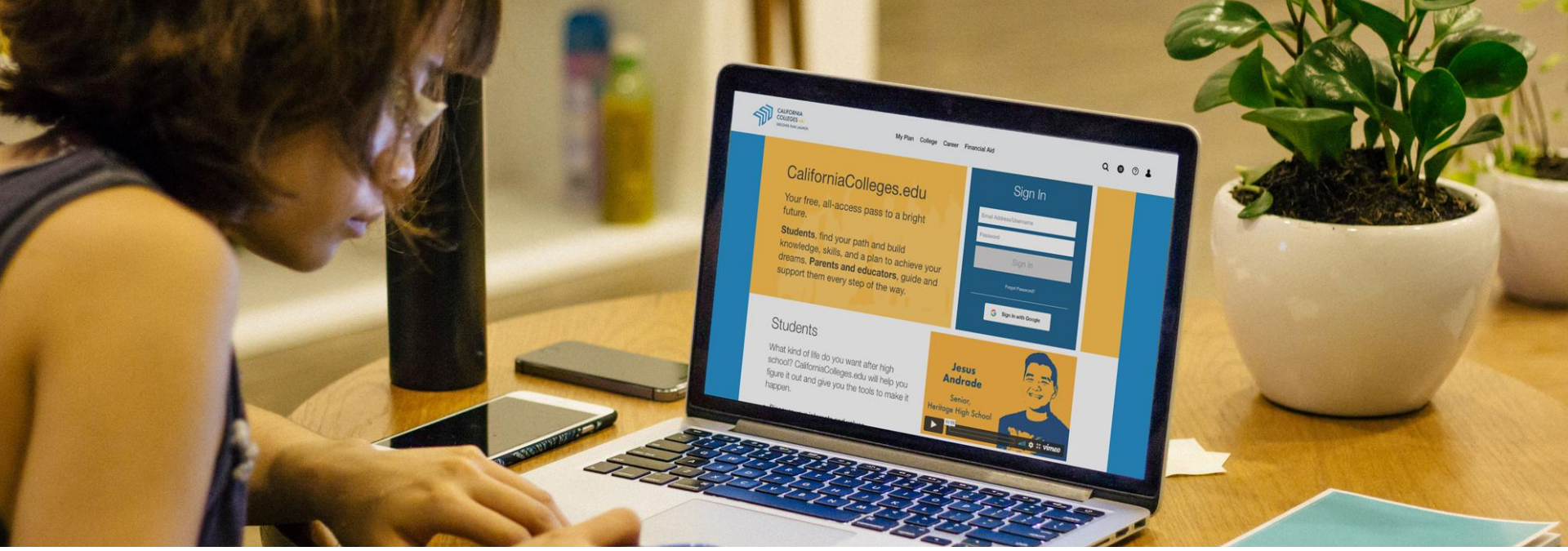
Student Account Registration



CALIFORNIA
COLLEGES *.edu*



The Official College & Career Planning
Platform of the State of California



Demonstration of Student Account Registration

Planning for Student Account Registration

Below are key aspects needed when planning and developing a quality student account registration plan:



Message the **why**
to all stakeholders



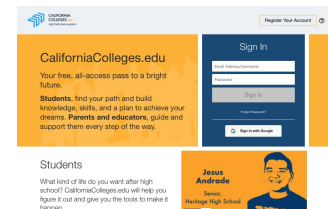
Troubleshooting
process



Initial and
ongoing **plan**



Educator
Reporting



Provide **resources**
and toolkits to all
stakeholders



Educator Account Roles

USER ROLE	PERMISSIONS	UTILIZATION
Educator	<ul style="list-style-type: none">— See and manage only those students assigned to them in a caseload— Resetting student passwords, assigning tasks, goals, and journal prompts	Limited student level support
Counselor	<ul style="list-style-type: none">— See and manage all students within the school site— resetting student passwords, assigning tasks, goals, and journal prompts, creating single student accounts, and managing reports	Engage in targeted college and career readiness planning, proactive identification of Tier 2 and 3 students who are not realizing A-G proficiency
Site Admin	<ul style="list-style-type: none">— See and manage all students and educators within a school site— Educator account management for all educators at school site including: resetting educator passwords, creating single and multiple educator accounts, assigning and editing Counselor, and Site Admin user roles.	Visualize student activity to make informed decisions regarding student progress at the site level
District Admin	<ul style="list-style-type: none">— See and manage all students and educators within a district.— Access to all schools in the district, creating and editing Educator, Counselor, Multi-site Counselor, and Site Admin user roles.	Monitor utilization at a district wide level to support key implementation and college readiness activity decisions



Student Account Management

► Out-of-District Emails

- If a student first registered their account in another district, they may need to change their email in the platform.
- Reset the student's password and have them log in using old email. They can then edit their account to change to new email.

► Resetting Passwords

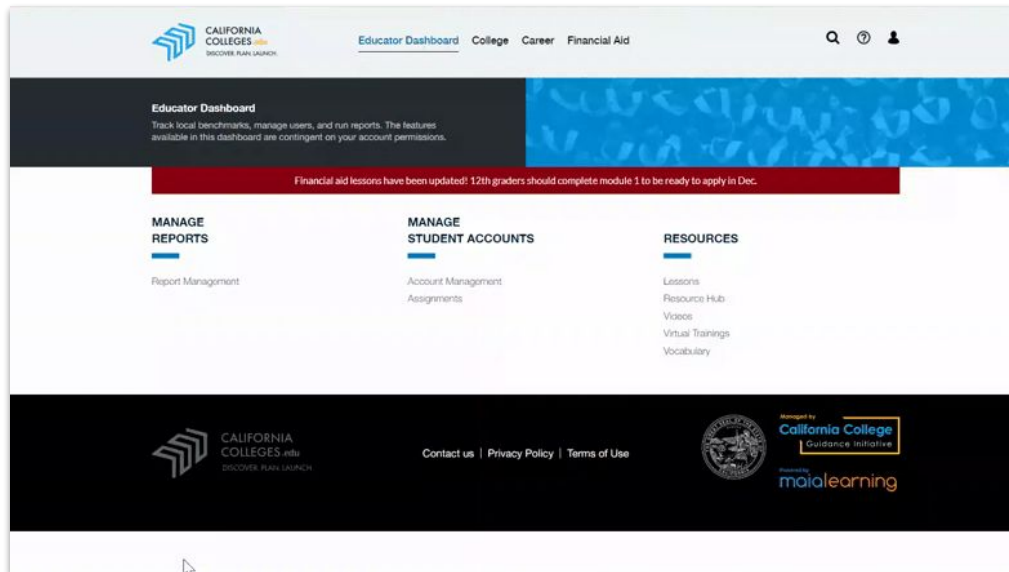
- Anyone with an educator account can assist students with a manual password reset
- Alternatively students can reset their password via email by clicking "reset password"

Reporting: Monitor Account Registration

Educators can run reports to monitor account registrations on CaliforniaColleges.edu.

How to Run Reports:

- ▶ Select report **Accounts**
- ▶ Select report **How Many CaliforniaColleges.edu Accounts...**
- ▶ Click **Run Report**.
- ▶ Filter to find results and/or download files





Self-Guided Exploration: The Educator Experience

High School Counselor:

Username:

counselor@demo.edu

Password:

Pass12345

Explore

- ▶ **Navigate to:**
 - Manage Reports
- ▶ **Click Around:**
 - *Category:* Accounts
 - *Report:* How many CaliforniaColleges.edu accounts are there sites at my school?

Consider

- ▶ What students and/or student populations may have not been registered at your sites?
- ▶ How do you plan to register the “unregistered” students?



Site Discussion

Consider the following questions for Student Account Registration:

1

When could students complete their student account registration?
(ex: start date, completion date)

2

How could students complete their student account registration?
(ex: during advisory, pulled out of a specific class)

3

Who could be responsible for ensuring students registered their accounts?

4

What could be needed to successfully have students register their accounts?

College Application Integrations: Why CaliforniaColleges.edu?



CALIFORNIA
COLLEGES *.edu*



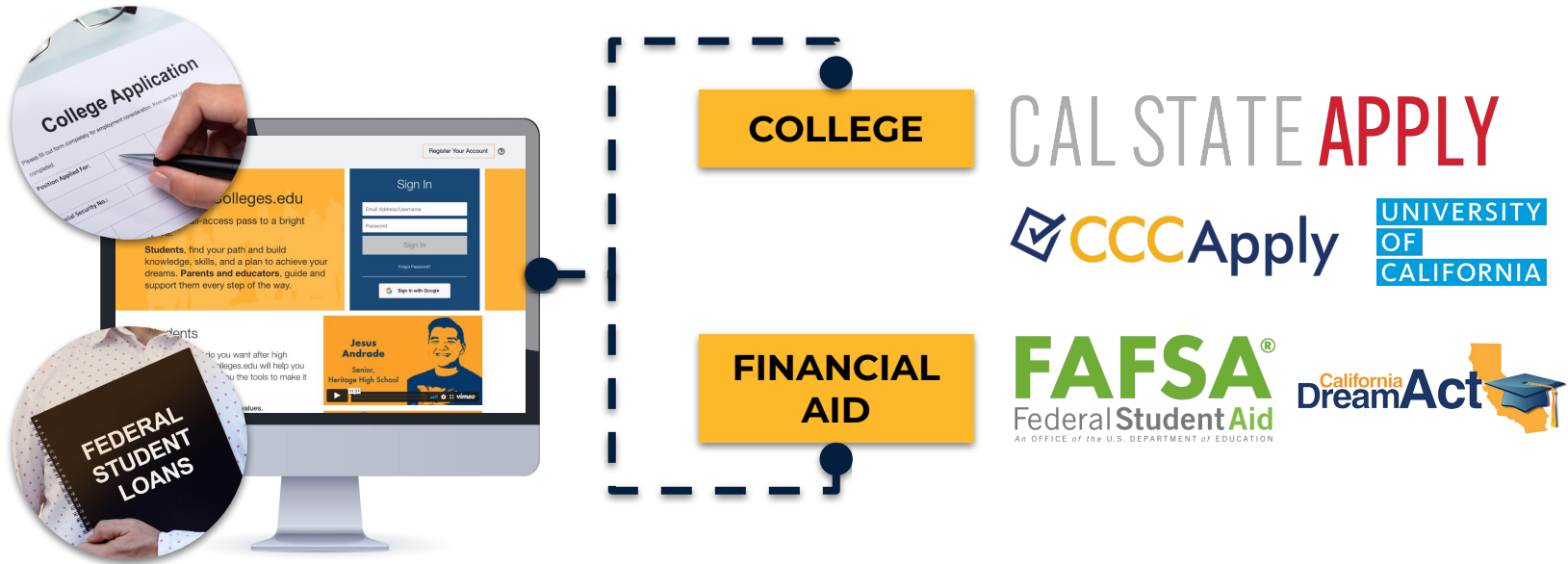
The Official College & Career Planning
Platform of the State of California



CALIFORNIA
COLLEGES.edu
DISCOVER. PLAN. LAUNCH.

Uniquely Designed for California

When students launch college and financial aid applications directly from CaliforniaColleges.edu, students and educators can track their progress.



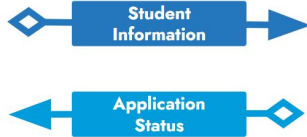


CALIFORNIA
COLLEGES.edu
DISCOVER. PLAN. LAUNCH.

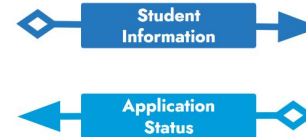
Connecting California's Systems



School District



Student launches applications
from CaliforniaColleges.edu





CALIFORNIA
COLLEGES.edu
DISCOVER. PLAN. LAUNCH.

Why Launch from CaliforniaColleges.edu?



CAL STATE APPLY



Start from a Trusted Source:

Minimize students' guesswork and exposure to unofficial websites



Stay Informed:

Track the status of student applications and submissions



Save Time and Minimize Errors:

Import transcript courses and grades directly into students' applications and benefit from transcript alignment with CMP



College Application and Integrations: Launching from CaliforniaColleges.edu



CALIFORNIA
COLLEGES *.edu*

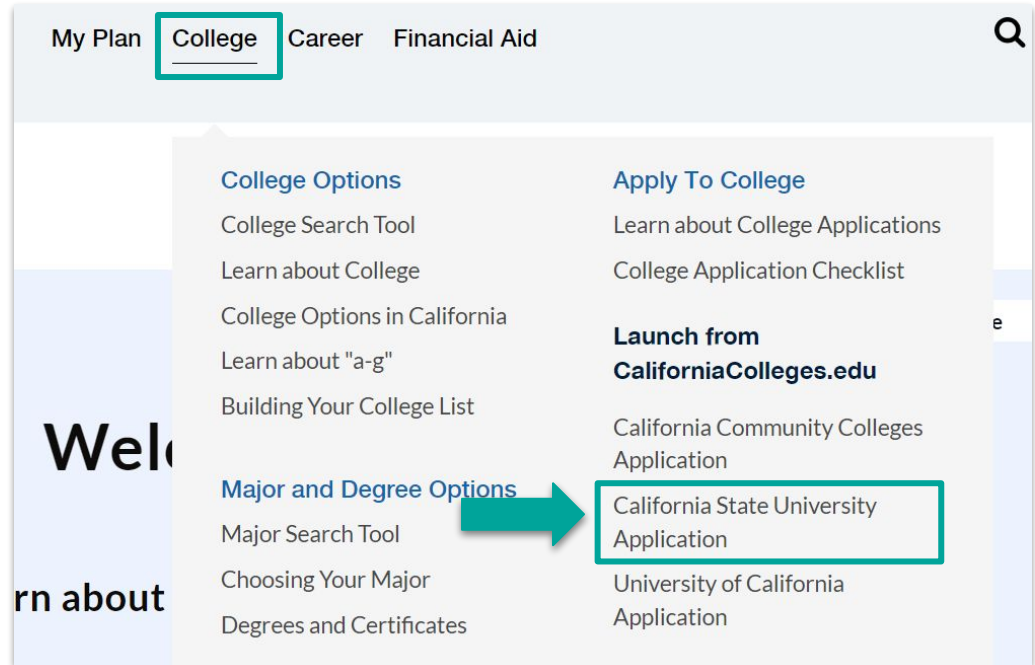


The Official College & Career Planning
Platform of the State of California



Step 1: Launch Your Application

- ▶ Navigate to the **College** tab at the top of the page.
- ▶ Select **California State University Application**.



Before Launch, Check!

Before guiding students to launch their CSU Applications, check your district data:

- ▶ Are all students in the correct grade level?
- ▶ Are seniors seeing their current WIP courses?
- ▶ Is the date of the last received transcript in this academic year?

If the answer to those questions is “no,” connect with your CaliforniaColleges.edu Point of Contact



CALIFORNIA
COLLEGES.edu
DISCOVER. PLAN. LAUNCH.

Step 2: Create an Account

You are launching your Cal State Apply application. By launching your application from CaliforniaColleges.edu, you are linking your CaliforniaColleges.edu account with your Cal State Apply account.

To complete linking your accounts, click continue below. Once on Cal State Apply either sign in to or create your Cal State Apply account.

Once in the application, you have the opportunity to transfer coursework from CaliforniaColleges.edu to your CSU application. To do this, go to the My Application page, select the box titled Academic History, and then go to the High School Attended section. Look for the CaliforniaColleges.edu logo and follow the instructions provided.

Cancel

Confirm



- ▶ **Select Confirm** to be taken to the California State University Application.

— CAL STATE —
APPLY

Welcome to The California State University


Thank you for your interest in The California State University. You can apply for the 2023-2024 cycle here, including Fall 2023, Winter 2024, Spring 2024, and Summer 2024.


To determine the exact deadline for your desired program, visit the [Application Dates & Deadlines](#) page.

Refer to the [Applicant Help Center](#) for additional information, including [browser requirements](#). Here, you can chat with us for live support.

If you are seeking entrance for Fall 2024, the application and application link will be available beginning October 1st 6 am PST.

Sign in with your username and password below. First time here? Select Create an Account to get started.

 Username

 Password

Sign In

Create an Account

[Forgot your username or password?](#)
[Reapplying to The California State University?](#)

- ▶ **Create an Account** in the California State University application OR **Sign In** (if you have already created one)

College Application and Integrations: Importing Courses from CaliforniaColleges.edu



CALIFORNIA
COLLEGES *.edu*



The Official College & Career Planning
Platform of the State of California

CSU: Import Your Courses and Grades

High Schools Attended

Please add information about your high school(s) attended, including where you have obtained or will obtain your diploma (if applicable).

For more detailed instructions, please refer to the [Freshman Coursework Entry Guide](#).

* Indicates required field



California residents, use your CaliforniaColleges.edu account to add high school transcript information to your application

My High Schools

+ Add High School

Show Me How



CaliforniaColleges.edu

This service will allow you to add your CaliforniaColleges.edu information to your application.

When performing this action, we'll replace your application transcript information with your current CaliforniaColleges.edu. As a result, any changes you've made to the following sections will be replaced:

- High Schools Attended
- High School Coursework
- Statewide Identification Number (SSID)

- ▶ Select **Academic History** then **High Schools Attended**.
- ▶ Select **Show Me How**.

- ▶ Select **Import**.



UC: Import Your Courses and Grades

About you
Personal information

Have you ever attended a California public school? ¹

☐ No ☒ Yes

If you know your California State Student ID (CA SSID), please enter it below. Your 10-digit CA SSID can be found on your high school transcripts. If you need help finding it, please contact your high school counselor.

CA SSID Number

9999999999

☒ I authorize the release of my CA SSID Number and application status to [California College Guidance Initiative](#) (CCGI) for the purpose of tracking my UC application. I understand that the information will only be shared if my school has provided my transcript to CCGI.

Save & continue

- ▶ Navigate to the **About You** section, then **Personal Information**
- ▶ **Review the SSID and select the checkbox**

Academic history
Import courses & grades

* required

Good news! You can save time by importing your courses and grades from your school:

Import your courses & grades

To make the application process easier, your high school shared your transcript information with the [California College Guidance Initiative](#) (CCGI). You may be able to import your transcript directly into your UC application using your 10-digit Statewide Student Identifier (SSID).

Review your California SSID


CA SSID : 8888800124 Edit

Authorized SSID release: Yes

The accuracy of the data submitted is the responsibility of the applicant. You should check any imported data against your official transcript.

Import courses & grades

- ▶ Select **Academic History**, then **High Schools**
- ▶ Select **Import courses and grades**



Essential Elements for Import and Tracking

- ✓ Matching SSID
- ✓ Authorization
Box Checked

Common Questions

- ▶ What if a student's SSID is not pre-populated?
 - The student did not launch from platform
- ▶ Is the authorization box checked automatically?
 - **No.** Students must actively check the box.
- ▶ Can students check the box later?
 - **Yes,** but import availability may take up to 12 hours



Authorization Box Redirect

If a student does not
select the box initially:

- ▶ After a student manually enters their high school, they are directed to **second chance** to select the authorization box.
- ▶ Students can select the box at any time.

Academic history

Import courses & grades



* required

Good news! You can save time by importing your courses and grades from your school:

BULLARD HIGH SCHOOL
FRESNO, CA

School code: 050973

Your school has provided student transcripts to the [California College Guidance Initiative](#) (CCGI). If you expect to graduate from this school, you may be able to import your school, course and grade information directly into your application. To import this information, you'll need to provide your California State Student ID number (SSID) and allow UC to release your SSID to CCGI.

If you'd like to share your information with CCGI, click on "Personal information" and indicate that you attended a California public school. After you've provided consent to release your information, it may take up to 12 hours for the information to be available to import into the application.

Go to "Personal information"

Skip

- > About you
- > Campuses & majors
- ▼ Academic history
 - Introduction ✓
 - 7th & 8th grade
 - High schools
 - 9th grade
 - 10th grade
 - 11th grade
 - 12th grade
 - Colleges attended in high school
 - College courses taken in high school
 - Additional information
 - Review
- > Test scores
- > Activities & awards
- > Scholarships & support programs
- > Personal insight
- Review & submit

The Authorization Checkbox



Common Questions

- ▶ What happens if the authorization box isn't checked?
 - The student **cannot import courses**
 - UC **applications statuses will not be available to the student or educators on CaliforniaColleges.edu**



CALIFORNIA
COLLEGES.edu
DISCOVER. PLAN. LAUNCH.







Comparison: CSU vs. UC Course Import

Will Courses Import?	<div>P French 1 S1 2022-23 Completed</div> <div>B</div> <div>Green</div>	<div>Chemistry S2 2023-24 Completed</div> <div>D</div> <div>Red</div>	<div>Prob/Statistics S1 2024-25 Enrolled</div> <div>Light Blue</div>	<div>PE S1 2021-22 Completed</div> <div>A</div> <div>Gray</div>	<div>P Fr Eng CP S1 2021-22 Completed</div> <div>B</div> <div>Yellow</div>
CAL STATE APPLY	Yes	Yes	Yes	Will not import. No action is needed	<u>Some</u> will import. Review is Needed for All Yellow Courses
UNIVERSITY OF CALIFORNIA	Yes	Yes	Yes	Will not import. No action is needed	<u>None</u> will import. Review is Needed for All Yellow Courses

The CSU and UC Eligibility Tools

A helpful guide for how courses will import.

- Found in:
 - Academic Planner
 - CSU or UC Eligibility Tool Tab

		9th Grade	10th Grade	11th Grade
		12th Grade		
		<div>  Verified "a-g" course with a grade of C- or better  Verified "a-g" course with a grade of D or lower  Not a verified "a-g" course  Course listed as "a-g" by school, but not found in UC CMP database  Enrolled or planned courses  Subject area has been satisfied </div>		
F. Visual & Performing Arts 1 year required 0.5 years completed		<div>MultimediaDsgn S1 2019-20 Completed A</div>		
		<div>MultimediaDsgn S2 2019-20 Completed D</div>		
G. College-Preparatory Elective 1 year required 1 year completed				
Additional Coursework Unmatched "a-g" Courses Other High School Graduation Requirements Community College Preparatory Courses CTE Pathways Courses				
		<div>Psychology S1 2021-22 Completed A</div>		
		<div>Sociology S2 2021-22 Completed A</div>		
		<div>Physical Education S1 2019-20 Completed A</div>		
		<div>Physical Education S2 2019-20 Completed A</div>		
		<div>Basic English Lit III S1 2021-22 Completed A</div>		
		<div>Basic English Lit III S2 2021-22 Completed A</div>		



Yellow Course = Requires Review

Courses that surface in Yellow:

- ▶ Have been indicated by your district as an A-G course, but **could not be matched** against a school's official A-G list
- ▶ **Will not import** into the UC application.
- ▶ **Will require manual entry** to be included in the UC application



Basic English Lit III S1 2021-22 <i>Completed</i>	A
Basic English Lit III S2 2021-22 <i>Completed</i>	A



Eligibility Tool Printouts

Single student or bulk-print PDF of CSU and UC Eligibility tools. Useful as a **companion to the student's transcript** when completing their application

- ▶ Navigate to your **Educator Dashboard**
- ▶ Click **Eligibility Tool Printouts**

Legend



Subject area has been satisfied



Verified 'a-g' course with a grade of C- or better



Verified 'a-g' course with a grade of D or lower



Enrolled or planned courses



Course reported as 'a-g' by school, but cannot be verified against UC CMP



Course not indicated by your school as 'a-g'

CSU Eligibility Progress



Name: CCC Demo
ID: 50016
School: Demo Partner High
Grade: 12

CSU GPA

3.35

You're currently meeting the minimum GPA requirement for all CSU campuses. Great job!

Your courses and grades come from your school district. Transcript data was last submitted on 03/04/2021.

CSU "A-G" Progress



Based upon successful completion of coursework this term, for your grade level, you are missing the following number of years of "a-g" courses: 1

You appear to not be making progress toward completing courses recommended for your grade level in the following subject areas: B, D, E, F

Plan to take the courses you are missing and complete those courses with a C- or better to be eligible for CSU.

"A-G" Courses	9th Grade	10th Grade	11th Grade	12th Grade
A. History / Social Science 2 years required 1.5 years completed 0.5 years applied from G.	World Hist (P) S1 2019-20 C+ World Hist (P) S2 2019-20 D-	US History S1 2019-20 A US History S2 2019-20 A		
B. English 4 years required 3.5 years completed Disciplines have not been met.	Eng I (H) (P) S1 2018-19 D Eng I (H) (P) S2 2018-19 C	Eng II (P) S1 2019-20 C Eng II (P) S2 2019-20 C	English III S1 2019-20 A English III S2 2019-20 A	AP Eng Lit IV S1 2020-21 A AP Eng Lit IV S2 2020-21 A
C. Mathematics 4 years recommended	Algebra I (P) S1 2018-19 D	Geom (P) S1 2019-20 C	Algebra II S1 2019-20 A	Prob & Stat 1 S1 2020-21 A

The CSU Application Info Tab

The go-to resource for troubleshooting and finalizing.

- ▶ Detailed general instructions
- ▶ Course Table with:
 - Course title differences
 - Action needed by course

❗ This legend shows potential errors that will need to be addressed in Cal State Apply

Error Type	Action Required
Invalid or unknown term type	If this course meets an A-G requirement, manually enter the course into Cal State Apply. Choose from the following dropdown options in your application: <ul style="list-style-type: none"> • Semester • Trimester • Quarter • Full Year
Course listed as "a-g" by school, but not found on school's UC approved "a-g" course list	This course is listed as A-G by your school. It cannot be found on the school's A-G Course List . Manually enter the course's A-G subject area in the "A-G Matching" tab in Cal State Apply.

11th Grade 2019-2020 at Demo Partner High with Term Type of Semester.

Course Title as Listed in Cal State Apply	Course Title as Listed on Transcript	Course Term	Is this an approved "a-g" course? If so, which subject area?	Grade(s) Received
	English III-1 , English III-2	Semester : Fall , Spring	Course listed as "a-g" by school, but not found on school's UC approved "a-g" course list. See counselor.	A , A
U. S. History	US History 1 , US History 2	Semester : Fall , Spring	Yes: Subject Area "a"	A , A
Algebra II	Algebra II-1 , Algebra II-2	Semester : Fall , Spring	Yes: Subject Area "c"	A , A
AP Biology (AP)	AP Biology 1 , AP Biology 2	Semester : Fall , Spring	Yes: Subject Area "d"	A , A



Course Review Checklists

CAL STATE APPLY

Use the instructions in
the CSU Application Tab
to:

- ✓ **Manually Add Any Middle School** A-G Math and Foreign Language courses
- ✓ **Ensure dual-enrollment** courses are added **only** to the College Coursework section
- ✓ **Ensure all out-of-district, future/planned, repeated, credit recovery, and summer school courses** are entered properly
- ✓ **Address any import errors** identified in **red text** on the course table
- ✓ Review and Complete **A-G Matching**

UNIVERSITY OF CALIFORNIA

Use the instructions in
the UC Application Tab
to:

- ✓ **Manually Add Any Middle School** A-G Math and Foreign Language courses
- ✓ **Ensure dual-enrollment** courses are added to the Colleges Attended While In High School section
- ✓ **Ensure all out-of-district, future/planned, repeated, and summer school courses** are entered properly
- ✓ **Ensure all yellow courses from the UC Eligibility Tool** are added properly



Site Discussion

Discuss the following:

- 1 How is college application support currently provided to students at your site and who provides that support?
- 2 How could the college application support provided be aligned to leverage CaliforniaColleges.edu to support students to understand A-G eligibility and their progress on becoming A-G eligible, launch their college applications, and import their coursework data?
- 3 What would need to be in place before the start of college application season in the fall to be successful in leveraging CaliforniaColleges.edu?

Site Implementation Planning



CALIFORNIA
COLLEGES *.edu*



The Official College & Career Planning
Platform of the State of California



Developing an Implementation Plan

The Why

- ▶ What are the outcomes you want to achieve?

The What

- ▶ Scope/Sequence

The How

- ▶ How will you guide students to complete this activity?



CALIFORNIA
COLLEGES.edu
DISCOVER. PLAN. LAUNCH.

Reflection

What could a possible scope and sequence look like at your site?





Next Steps

1

Connect with colleagues at your site to continue implementation planning

2

Document your 2024-2025 scope and sequence for registration and implementation

3

Share your implementation with district admin and POC's

4

Inform district admin of additional support needed

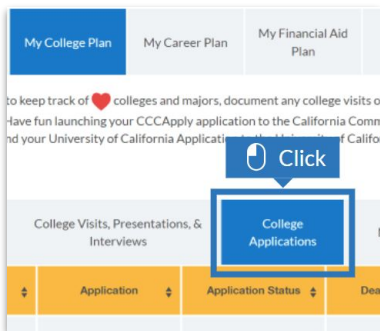




CALIFORNIA
COLLEGES.edu
DISCOVER. PLAN. LAUNCH.

The Resource Hub

We're here to help! Learn more and get the support you need.



Interactive Tutorials

Click-by-click guides for students, educators, and parents!



Digital Media Toolkits

Templated social media posts, newsletter blurbs, emails, and more.



Help

Answers to frequently asked questions.

[CaliforniaColleges.edu/resourcehub](https://californiacolleges.edu/resourcehub)





CALIFORNIA
COLLEGES.edu

DISCOVER. PLAN. LAUNCH.

Training Survey



Thank You!

